


English

I.N.VERESHCHAGINA
T.A.PRITYKINA




PROSVESHCHENIYE
PUBLISHERS

Present indefinite



every day

I go for a walk with my dog.

He goes for a walk with his dog.


She goes for a walk with her dog.

We go for a walk with our dog.

You go for a walk with your dog.

They go for a walk with their dog.

Present continuous



now

I am drawing my pet.

He is drawing his pet.

She is drawing her pet.

We are drawing our pet.

You are drawing your pet.

They are drawing their pet

И. Н. Верещагина
Т. А. Притыкина

111-1184 ТРАКТЕ 3014
002 КТМ42.16 7424
100

АНГЛИЙСКИЙ ЯЗЫК

Учебник для III класса школ
с углубленным изучением английского языка,
лицеев и гимназий

2-й год обучения

11-е издание

МОСКВА «ПРОСВЕЩЕНИЕ» 2004

УДК 373.167.1:811.111
ББК 81.2Англ 922
В31

В31 **Верещагина И. Н.**
Английский язык: Учеб. для III кл. шк. с углубл. изучением англ. яз.,
лицеев и гимназий: 2-й год обучения / И. Н. Верещагина, Т. А. Притыкина. —
11-е изд. — М.: Просвещение, 2004. — 352 с.: ил. — ISBN 5-09-013267-4.
УДК 373.167.1:811.111
ББК 81.2Англ-922

ISBN 5-09-013267-4

© Издательство «Просвещение», 1997
© Художественное оформление.
Издательство «Просвещение», 1995
Все права защищены

Дорогие девочки и мальчики!

Вы начали заниматься английским языком в прошлом году и уже многому научились: вы понимаете, о чем говорят по-английски ваш учитель, ваши одноклассники, английские дикторы (когда вы работаете с звуковым пособием). А понимаете ли вы гостей из Англии, Америки и других стран, которые бывают в школе?

Вы научились также говорить, читать и писать по-английски.

В этом году вы будете продолжать занятия. Если вы хотите добиться успехов, занимайтесь английским языком **каждый день!** Регулярно работайте со звукозаписью, чтобы научиться говорить по-английски так же красиво и быстро, как англичане. Выполняйте все домашние задания вдумчиво и аккуратно.

Надо как можно больше читать по-английски (вслух и про себя), тогда вы запомните больше слов и будете лучше говорить.

Особое терпенье и старание вам понадобятся при заучивании написания английских слов. Убедитесь, что вы умеете писать слова, данные в рамочках, без ошибок.

Иногда вам предлагается выбрать самим одно из стихотворений, песенок или упражнений. Не поленитесь и постарайтесь выучить и выполнить их все.

Для любознательных и трудолюбивых, для тех, кто хочет лучше и быстрее овладеть английским языком, в учебнике есть специальный раздел "Puzzle Time". Надеемся, что он доставит вам удовольствие. Ответ вы найдете в разделе «Проверь себя» в конце книги.

Впервые в этом учебном году у вас будет специальная «Книга для чтения» на английском языке. Вы самостоятельно будете читать сказки. Из рассказов вы больше узнаете о стране изучаемого языка, об английских обычаях и традициях.

Желаем успеха!

SKY

Round-up Lessons

BALLOON

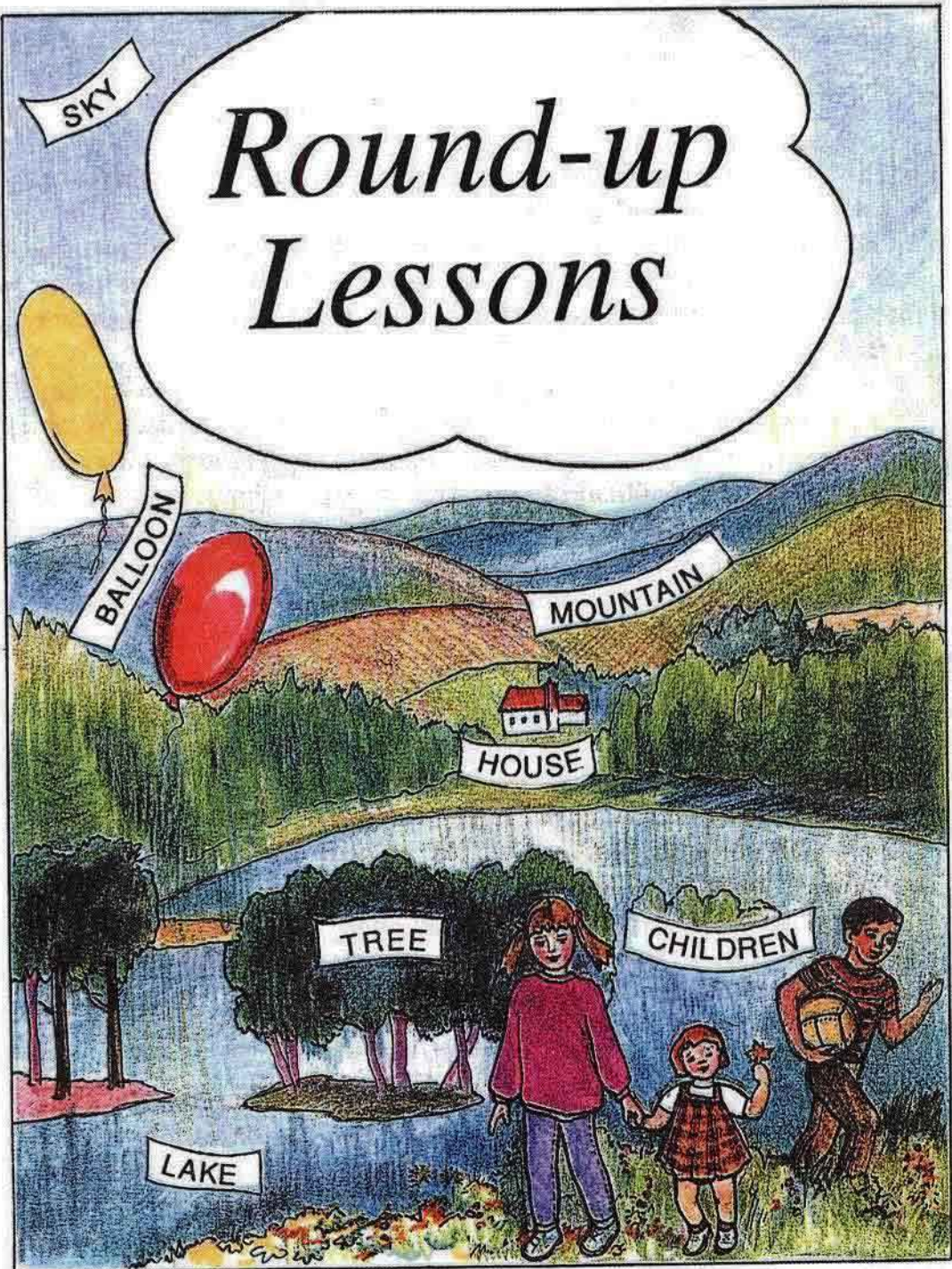
MOUNTAIN

HOUSE

TREE

CHILDREN

LAKE



1. Lesson One

1. The First Lesson

LET US REVIEW

1. This boy, called Willy, is from Great Britain. This is his family. Say who they are.

Example: This is his ...



grandfather grandmother father mother
brother sister uncle aunt
son daughter

2. Now try and guess who they are.

She is the daughter of my mother. She is my ...

She is the sister of my mother. She is my ...

He is the son of my mother. He is my ...

He is the brother of my mother. He is my ...

She is the sister of my father. She is my ...

He is the father of my father. He is my ...

She is the mother of my mother. She is my ...

She is the mother of my sister. She is my ...

He is the father of my brother. He is my ...

3. Say what they are.

Examples: He is a

She is a



doctor teacher worker engineer
driver pilot cosmonaut

4. Choose and read aloud the sentences which are true of the pictures.



This family is from Africa.

They've got two sons and two daughters.

They've got a son and a daughter.

They've got three sons and two daughters.

Mrs. Green is from America.

She's got two sons and two daughters.

She hasn't got a son or a daughter.

She's got a son and a daughter.


The Ivanovs are from Russia.

They've got three sons.

They've got a son and a daughter.

They haven't got a daughter.

They've got a son.



LET US READ

5. Read about the Browns and say what you've learned about Liz.

THE BROWNS

The Browns are a family of five. They are Mr. Brown, Mrs. Brown, their two sons, Bob and Tom, and a daughter called Liz. The Browns are from Great Britain. They live in London.

Mr. Brown is a doctor. Mrs. Brown does not work. She's got a lot of work to do at home.¹ Bob is ten and Tom is eight. They are pupils. Bob doesn't want to be a doctor but Tom does. Bob wants to be a pilot. The boys like to play football and hockey. They play these sports at the school sports ground. Liz doesn't go to school yet — she is four. What a nice funny girl she is! Her Mum, Dad and her brothers love her very much. She loves them all, too. Liz has got many toys. She likes to play with them. Liz likes to play hide-and-seek and to skip.

Mr. Brown, Mrs. Brown go to the swimming pool with their sons and their daughter. They all like to swim very much.

The family has got a dog. His name is Rex. He's a very big black dog. Rex likes to swim, too, but the Browns don't take him to the swimming pool. Rex is very sorry about it.

LET US READ AND LEARN

6. Read the proverbs and give the Russian equivalents. Then learn them.

There is no place² like home.

East³ or West⁴ home is best.⁵

7. You like to act, don't you? Here is a dialogue. Read it first and then learn it by heart, role play it with a partner. Don't forget to change over.

Paul: Hello!

Helen: Hello!

Paul: What's your name?

Helen: My name's Helen.

Paul: Sorry, what?

Helen: Helen.

¹ at home [ət 'həʊm] — дома

² place [pleɪs] — место


³ East [i:st] — восток

⁴ West [west] — запад

⁵ best [best] — лучше всего

8. Pretend that a boy from another planet asks you these questions. You answer his questions. Choose a partner and role play the dialogue.

What's your name?
 Where are you from?
 How old are you?
 Are you a pupil?
 What's your father?
 What's his name?
 What's your mother?
 What's her name?
 Have you got a sister?
 How old is she?
 What's her name?
 Is she a pupil?
 What do you want to be?
 What does your sister want to be?
 Do you love your Dad, Mum and your sister?



9. Choose a partner and talk to him (her). Ask him (her) questions about his (her) family. Then change over.
10. This is Charlie. He is from America. He would like to know about your family. What could you tell him?



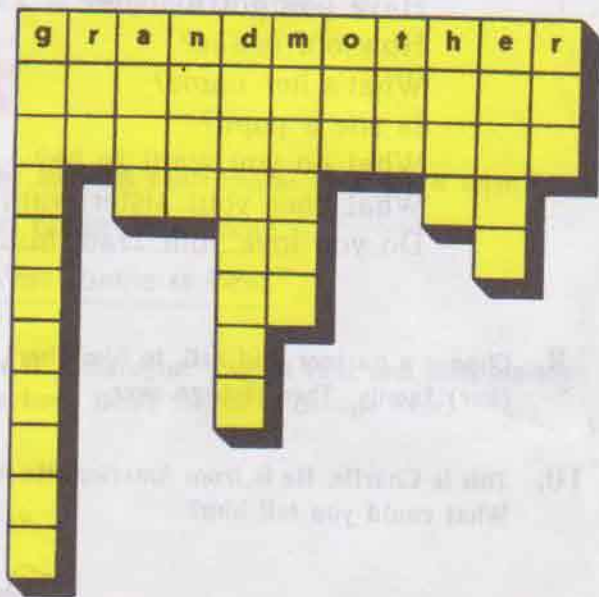
LET US WRITE

11. Group these words into two categories.
doctor, mother, pilot, engineer, father, pupil, uncle, grandmother, cosmonaut, aunt, worker, grandfather, driver, sister, teacher, brother
12. Draw a boy or a girl from Great Britain, America or Africa. What do you think he (she) says about his (her) family?



PUZZLE TIME

Fill in the missing letters to make up 11 words.



2. Lesson Two

The Second Lesson

LET US REVIEW

1. Do you remember the numbers? Name them.

1 2 3 4 5 6 7 8 9 10

one	two	three	four	five	six	seven	eight
			nine	ten			

2. Read the numbers.

11 — eleven [i'levn] 12 — twelve [twelv]

3. What number comes:

after 7, 1, 9, 4, 8, 10, 11;

before 3, 5, 10, 6, 2, 12?

4. Now say how much it is.

Example: $1 + 1 = 2$ One and one is two.


$$3 + 4 = ? \quad 2 + 6 = ? \quad 4 + 7 = ?$$

$$5 + 5 = ? \quad 8 + 3 = ? \quad 6 + 6 = ?$$

$$7 + 2 = ? \quad 7 + 5 = ? \quad 10 + 1 = ?$$

5. How many elephants (foxes ...) can you see?

Example: I can see 1 elephant.



elephant	tiger	dog	bird	kitten
hare	horse	bear	monkey	fox

6. This is a poem about English boys and girls. Do you want to know their names and how old they are? Then read it, ☉ No 1.

HOW OLD ARE THEY?



This is Lew.
He is two.

This is Kate.
She is eight.



This is Guy.
He is five.

This is Caroline.
She is nine.



This is Kevin.
He is seven.

This is Pen.
She is ten.



Now say, please, how old you are and how old your friend is.

7. Read a poem about numbers, ☉ No 2.

NUMBERS

One is a number,
Two is a number,
Three is a number,
Four!
Number five is before six,
And number seven is more!¹

Eight is a number,
Nine is a number,
Now we come to ten ...
And we are back at
one again!²

¹ more [mɔː] — больше

² again [ə'geɪn] — снова

8. Do you want to learn a song about numbers? Here it is, © No 3.



See page 330.

THE NUMBER SONG

One, two, one, two,
 One, two, three, four, five.
 Five, three, five, three,
 Five, four, three, two, one.
 Six, seven, six, seven,
 Six, seven, eight, nine, ten.
 Ten, eight, ten, eight,
 Ten, nine, eight, seven, six.

9. Do you want to know how to talk over the telephone? This dialogue will help you. Listen to it, © No 4, read and learn it by heart, then role play it with a partner.

ON THE TELEPHONE



- ⊕ Hello. This is Andrew. Is that Caroline?
 — Hello, Andrew. Yes, it's me.
 ⊕ How are you?
 — Fine, thanks. And how are you?
 ⊕ I'm OK.

10. And now learn the song "How Are You?", © No 5.

 See page 330.

HOW ARE YOU?

Hello! Hello!
How are you? How are you?
I'm fine, thank you.
I'm OK, thank you.

LET US TALK

11. Now you can telephone your friend and talk to him (her) (see Exercise 9).

12. If you want to role play the dialogue, complete it first.

Misha: Hello! My name is Misha. And what's your name?

Abby:

Misha: Are you from Great Britain?

Abby:

Misha: Where are you from?

Abby:

Misha: I'm from Russia.

Abby:

Misha: I'm ten. And you?

Abby:

Misha: Sorry?

Abby:

13. Think of your own dialogue and role play it with a partner.

LET US WRITE

14. Complete the sums and write in words.

$1 + 2 = ?$	$5 + 3 = ?$
$4 + 3 = ?$	$8 + 1 = ?$
$2 + 4 = ?$	$6 + 4 = ?$
$7 + 1 = ?$	$8 + 2 = ?$

15. Copy and complete the letter.

Dear¹ Jean,

My name is Kate Brown, I'm from I'm from America. I've got a sister. Her name is Pam. She is five. I've got a brother. His name is Bob. He is eight. We've got many toys. We like to play with them.

Pam likes to skip. Bob swim. I like ... play leap-frog and

Have you ... a brother ... a sister? How old ... they? What games ... they like to play?

Please write soon.²

Kate



PUZZLE TIME

Which languages do you think these words come from?

sport

samovar

sputnik

volleyball

football

matreshka

3. Lesson Three

The Third Lesson

LET US REVIEW

1. Have you got a good memory? Look at the picture for a minute. Then close the book and try to name all the toys.

¹ dear [diə] — дорогая

² soon [su:n] — скоро



ball doll cat puppy duck giraffe crocodile
hare cow

2. Look at the picture (Exercise 1) again and try to remember the colours. Close the book and name them.

red blue green black white brown yellow grey

3. These are the questions little Liz asks her sister Kitty. Pretend that you are Liz and your partner is Kitty. Look at the picture in Exercise 1 and role play the dialogue.

Is the doll red?

What colour is the doll?

Are the ducks brown?

Is the crocodile green or yellow?

Are the balls red, blue and green?

The cat is white, isn't it?

How many toys can you see?

4. Ask your friend to give you three toys you like best.

Example: Give me a (the) red ball, please.

5. A mother wants her son to put his toys in the right places. What do you think she says?



Put	this	elephant	on	the table.
	these	hares	in	the chair.
	that	monkey	into	the box.
	those	ducks	under	the bag.
		balls	near	
	puppy			
	cow			

LET US READ

6. Choose and read aloud the sentences only about the toys which are in the box.

Tom: Bob, give me the ball, please.

Bob: Where is it?

Tom: It's under the chair.

Bob: Now take the doll and put it on the table.

Tom: And where is the doll?

Bob: It's in the box.

Tom: Are the birds in the box?

Bob: Yes, the birds are in the box.

Tom: Now take the monkeys and give them to me, please.

Bob: Are the crocodiles on the table?

Tom: No, the crocodiles are in the box.

Bob: And the tigers are in the box, too.

7. Sam can't see Pam. If you want to know why, read the story.

WHERE IS PAM?



Sam's a little boy. He's seven. Pam is a little girl. She's five. Sam and Pam are good¹ friends. Sam likes to play with Pam and Pam likes to play with Sam, too.

Pam has got many toys: big and little dolls, nice puppies and kittens, funny monkeys, yellow giraffes and ducks and many other toys.

Sam hasn't got many toys but he's got very many balloons: red and blue, green and yellow, brown and white.

Pam: Let's play, Sam.

Sam: OK.

Pam: Take my toys and play with them.

Sam: Thanks. And do you want to play with balloons?

Pam: I'd love to.

Sam: Then take two red balloons . . .
. . . and three blue balloons . . .



¹ good [gud] — хороший



- . . . and five yellow balloons . . .
- . . . and six green balloons . . .
- . . . and . . . Pam, where are you?

LET US READ AND LEARN

8. Read the poem "Colours" and learn it by heart.

COLOURS

The bear's white.
The bird's blue.
The dog's black.
The puppy's, too.


LET US TALK

9. Children like to play with toys and talk about them. Do you? Choose a partner to talk about toys. Here are some questions to help you:

- Have you got many toys?
- What toys have you got?
- How many dolls (cats ...) have you got?
- What colour is your ... ?

What colour are your ... ?
Where is your ... ?
Where are your ... ?
What toys do you like to play with?
Who do you like to play with?...

10. Play the champion game. Describe the picture. The winner is the one who says the last sentence.



11. You've got many toys, haven't you? Tell your friend about your toys.

LET US WRITE

12. Children like to draw. Do you? Draw pictures of your toys and describe them.

13. Complete the questions.

Is ... ?

Are ... ?

Where is ... ?

Where are ... ?

What colour is ... ?

What colour are ... ?

Have you got ... ?

Has he got ... ?

How many ... ?



PUZZLE TIME

Find "a rhyming twin" for each of these words.


Example: Sam — Pam



4. Lesson Four The Fourth Lesson

LET US REVIEW

1. Neznayka doesn't remember the names of these games. Help him and say what they are.





tag leap-frog hopscotch hide-and-seek

2. Invite your friends to play the games (Exercise 1).

Example: Dan, let's play ...

3. Find out if your friends like (want) to play these games (Exercise 1).

Example: Al, do you like to play ... ?

Kate, do you want to play ... ?

4. Say, what games you like (don't like) to play.

Example: I like to play ... but I don't like to play ...


5. Say, what games your friend likes (doesn't like) to play.

Example: Tom likes to play ... but he doesn't like to play ...

6. Compare the pictures.

Example: The girl can ... very well. She likes to ...

The boy can't ... He doesn't like to ...



run jump skip

LET US READ

7. Do you want to know how little Kate plays hide-and-seek? Then read the text.

MY LITTLE SISTER

I've got a sister. Her name is Kate. She's three. She has got many toys: four balls — red, green, blue, yellow; three puppies — black, white and grey; two brown monkeys, a yellow giraffe, a white bear and two nice dolls.

Do you think she likes to play with her toys? No, she doesn't! What she does like is — she likes to play hide-and-seek with me. Do you know the way she does it?¹

She hides under the table and says: "Helen, where am I?"

¹ the way [wei] she does it — как она это делает

I say: "Are you on the chair?"

"No, I'm not."

"Are you under the chair?"

"No, try again!"¹

"Oh, Kate, I try, and try, and try, but I can't see you!"

Then she runs up to me and says: "Here I am!" This is the way my little sister Kate plays hide-and-seek. Isn't she funny!

LET US READ AND LEARN

8. All the three poems are called "Watch".² Read them and learn by heart the one you like best.

WATCH

Watch this dog!

Watch!

He can play

Hopscotch!



Watch that dog!

He runs for a frog.

His name is Mark.

He likes to bark.³



Watch the cat!

He runs for a rat.

His name is Nick.

He can play hide-and-seek.

9. Here is another telephone conversation. Listen to it,  No 6. Read, learn it by heart, then role play it.

¹ try again — попытайся еще раз

² watch [wɒtʃ] — наблюдать

³ bark [bɑ:k] — лаять

Al: Hi! Is that you, Roger?

Roger: Yes, it's me. Hello, Al!

Al: Roger, **would you like¹** to go to the swimming pool with me?

Roger: I'd love to but I can't.

Al: Why?

Roger: I'm ill.

Al: Oh, what a pity! **I hope you'll be OK²** soon. Goodbye, Roger.

Roger: Bye, Al!

LET US TALK

10. Have you got a little brother or a sister? Tell your classmates about them. If you haven't, tell them about your friend's brother or sister.
11. You like to play games, don't you? Then choose a partner and talk about games.

LET US WRITE

12. You know the names of colours (8), numbers (10), toys (18) and games (4). Write them into 4 columns.



PUZZLE TIME

Finish up the rhyme.

You like me
And I like you
Green and yellow
White and

¹ would [wud] you like = do you want

² I hope [houp] you'll be OK — надеюсь, ты поправишься

5. Lesson Five

5. The Fifth Lesson

LET US REVIEW

1. Look at the pictures and say if they can do it well. Begin your sentences like this:

I think they can ...

I don't think they can ...



swim badminton hockey
skate ski basketball
football volleyball

2. Say what games you want (don't want) to play.
3. Say what games your friend wants (doesn't want) to play.
4. Ask your partner if he (she) likes to play these games (Exercise 1).
5. Pretend your friend invites you to go somewhere or to play some games but you can't. Say you are sorry about it.

Example: I'm sorry (What a pity) I can't

sledge swimming pool stadium school
sports ground snowballs

LET US READ

6. Read and say if the telephone works well.

Dan: Hi, Tony! This is Dan.

Tony: Sorry, who?

Dan: Dan. How are you, Tony?

Tony: Fine, thanks, and you?

Dan: I'm OK. Tony, let's go to the stadium.

Tony: Where?

Dan: To the stadium to play hockey.

Tony: To play what?

Dan: Hockey.

Tony: Great.

Dan: Does Al want to go with us?

Tony: Does who?

Dan: Al.

Tony: Yes, he does.

Dan: Can he play hockey well?

Tony: Play what?

Dan: Hockey.

Tony: I'm sorry, I don't know. But he likes to play hockey very much.

Dan: OK. Let's invite¹ Bill, too.

Tony: Invite whom?

Dan: Bill. I know that he can play hockey very well.

Tony: Do you think Bill wants to play with us?

Dan: Of course!

Tony: OK. Let's all go to the stadium. Then we'll play² computer³ games at school.

LET US READ AND LEARN

7. Roger likes sports. This is what he says. Read it and then say what sports you are good at.

I like playing football and tennis. I don't like basketball and volleyball. I'm good at football,⁴ but I'm not very good at tennis. I like to play computer games very much.

8. Listen to the poem "Sports", Ⓞ No 7, read and learn it.

SPORTS

Sport is fun for girls and boys.

It's much better than the toys.

You can sledge and ski, and skate

And play snowballs with Kate.

You can swim and play football,

Hockey, tennis, basketball.

You can jump and you can run.

You can have a lot of fun.

¹ invite [in'vaɪt] — приглашать

² we'll play — поиграем

³ computer — догадайтесь о значении этого слова

⁴ I'm good at football = I can play football very well

LET US TALK

9. It's interesting to talk about sports, isn't it? Choose a partner and talk about sports.
10. Sport's very popular, isn't it? What can you tell your classmates about sports?

LET US WRITE

11. How many words on the topic "Sports" do you remember? Write as many as you can.
12. Write a composition on the topic "Sports".



PUZZLE TIME

Which words on the topic "Sports" do you know? Write them down (14 words).

6. *Lesson Six*
The Sixth Lesson

Optional Lesson

7. *Lesson Seven*
The Seventh Lesson

Home Reading Lesson


1

8. *Lesson Eight*
The Eighth Lesson

Home Reading Lesson

2

Basic Course



People in the Family

9. Lesson Nine The Ninth Lesson

LET US LEARN

Remember!

the daughter of Mrs. Green = Mrs. Green's daughter
the son of my uncle = my uncle's son
the son of Mr. Smith = Mr. Smith's son
the daughter of my aunt = my aunt's daughter

(see p. 318)

1. Play the game. Have you got a good memory? Look at the picture for a minute. Then close the book and answer your partner's questions. Here are the questions. Then change over.



Where is Jack's dog?
Where is Jane's cat?
Where is Dan's bird?
Where is Ted's puppy?

2. Look at the picture for a minute (Exercise 1), say what colour the animals are.
Example: Jack's dog is black.

LET US TALK

3. We hope you remember your mother's, father's, grandmother's, grandfather's names. Say what their names are.
4. Make sure you know your relatives', friends', pets'¹ names. Choose a partner and ask him (her) questions. Then change over.

*Example: Have you got a brother?
What is your brother's name?
Has your brother got a friend?
What is his friend's name?
Has his friend got a pet?
What is it?
What is the pet's name?*

LET US READ

5. Read and say what you think of Scotty.

SCOTTY

Scotty is a little puppy. He's brown and black. He's got a very good friend. His friend's name is Tim. Tim is at school. When Tim goes to school, Scotty goes with his friend to school, too. Scotty is happy when he sees Tim. Tim is happy to see his friend, too.

Tim says: "Hi, Scotty!" Scotty says: "Bow-wow-wow!" One day when Tim goes to school and Scotty goes to school with Tim too, Tim's book falls out² of his school-bag. Scotty sees it. He takes the book, runs to Tim and gives it to him. Tim is happy. He says: "Oh, what a clever³ dog I've got! Thank you very much, Scotty."

¹ pet [pet] — любимое домашнее животное

² book falls out [buk fɔ:lz aʊt] — книжка выпадает

³ clever ['klevə] — умный



Scotty is very, very happy. He jumps, and jumps, and jumps near Tim and says: "Bow-wow-wow!"

6. Now if you've got a dog, tell us about it, if you don't — tell us about Scotty.

LET US WRITE

7. Write who they belong to.

Example: doll, Kate — Kate's doll

monkey, Mr. Green

Sam, elephant

the pupil, school-bag

toy, the girl



PUZZLE TIME

You know the words: *grandmother, grandfather, son, daughter*. Now try and guess the meaning of the new words: *grandson, granddaughter*.

10. Lesson Ten

The Tenth Lesson

LET US LEARN

1. Play the "Champion" game. Who can think of and say more sentences with: *my sister's dog, the boy's puppy, the girl's monkey, Sam's elephant?*

Example: — My sister's dog is very big.

— My sister's dog is black and white.

— My sister's dog is clever.

— My sister's dog can run and jump.

— My sister's dog says "Bow-wow-wow"

— The dog's name is Rex.

— I like my sister's dog.

— I want to play with my sister's dog.

Remember!

the names of my brothers = my brothers' names

the names of my sisters = my sisters' names

(see p. 318)

2. Think of names for them.

Example: The dogs' names are ...



3. Look and say what colour their toys are.

Example: The boys' toys are green.



4. Read and guess who they are.

My father and my mother are my **parents** ['peərənts].

Tom's father and mother are his parents.

Kitty's father and mother are her parents.

My father is my mother's **husband** ['hʌzbənd].

His father is his mother's husband.

Her father is her mother's husband.

My mother is my father's **wife** [waɪf].

His mother is his father's wife.

Her mother is her father's wife.

Mr. Green and Mrs. Green have got a son. They've got one **child** [tʃaɪld]

Mr. Brown and Mrs. Brown have got two sons and one daughter. They've got three **children** [ˈtʃɪldrən].

Remember!

a child — children


a wife — wives

5. Learn to pronounce and use the new words, Ⓞ No 8.

LET US READ

6. Read the text to know more about your relatives.

Your mother and your father are your parents. Your mother is your father's wife. Your father is your mother's husband. Your mother's father is your grandfather. So is your father's father. Your father's mother is your grandmother. So is your mother's mother. Your mother's sister is your aunt. So is your father's sis-



ter. Your father's brother is your uncle. So is your mother's brother. Your aunt's children are your cousins.¹ So are your uncle's children. The child of a brother or sister is a niece² or nephew.³ Girls are nieces and boys are nephews.

LET US TALK

7. Draw your "family tree", show it to your classmates and tell them about it.

LET US WRITE

8. You've got the picture of your "family tree". Please write who is who.
9. Learn to write these words.

eleven, twelve



PUZZLE TIME

Guess which words are missing.

THE FAMILY

grandfather	grandparents	grandmother
father	parents	
	children	daughter
	grandchildren	granddaughter
	—	wife
brother	—	
	—	aunt

¹ cousin ['kʌzɪn] — двоюродный брат, сестра

² niece [ni:s] — племянница

³ nephew ['nevju(:)] — племянник

11. Lesson Eleven

11. The Eleventh Lesson

LET US LEARN

1. Say it right. How many true sentences can you make?

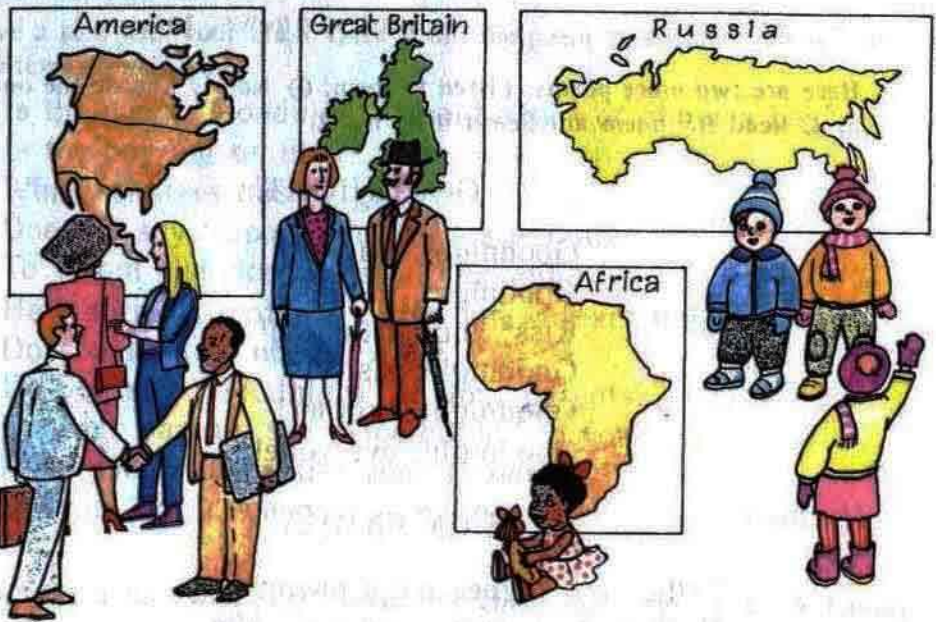
The children's	names	is	red, yellow and blue.
The boys'	toys	are	funny.
Your father's	wife		clever.
Your aunt's	dogs		Kate, Jane and Bob.
The girls'	children		your mother.
My mother's	husband		nice.
My parents'	dolls		your cousins Dan and Tim.
	parents		my father.
			my grandparents.

2. Train your memory. Look at the pictures for a minute. Then close your book and say what you remember.

Example: It's a family of four bears. The parents have got two children, a son and a daughter.



3. Learn to pronounce and use the new words, © No 9.
4. Say where these people live.



LET US READ AND LEARN

5. Listen to the poem "Do You Know Mary?", © No 10. Read the poem and learn it by heart.

DO YOU KNOW MARY?

Do you know Mary?

Mary who?

Mary McDonald.

Of course, I do.

Do you know her parents?

Yes, of course, I do.

I know her father

and her mother, too.

Do you know her grandparents?

Yes, of course, I do.

I know her Grandpa

and her Granny, too.

Do you know her cousins?

Yes, of course, I do.

I know her nieces

and nephews, too.

6. Here are two more poems. Listen to them, Ⓞ No 11. Choose the one you like best. Read the poem and learn it by heart.

GOODNIGHT¹

Goodnight, Father!

Goodnight, Mother!

Kiss² your little son!

Goodnight, sister!

Goodnight, brother!

Goodnight, everyone!³

A DUCK FAMILY

Father Duck goes for a swim.

Mother Duck comes out with him

And behind⁴ them, nice and clean,⁵

Seven yellow ducklings⁶ swim.

Seven little yellow balls.

"Quack, quack, quack," the mother calls.⁷

What a pretty sight they make⁸

Swimming on the lake.⁹

¹ goodnight [ˌɡʊdˈnaɪt] — доброй ночи

² kiss [kɪs] — целовать

³ everyone [ˈevriwʌn] — все

⁴ behind [brɪˈhaɪnd] — позади

⁵ clean [kliːn] — чистый

⁶ duckling = the child of a duck

⁷ call [kɔːl] — звать

⁸ what a pretty [ˈprɪti] sight [saɪt] they make — какое прелестное (милое) зрелище

⁹ lake [leɪk] — озеро

LET US TALK

7. Have a talk with your classmates about the poem "Goodnight". Here are the questions to help you.
1. Is the poem "Goodnight" about a girl or about a boy?
 2. Is the boy big or little?
 3. What relatives has he got?
 4. Does he say "Goodnight" to his parents?
 5. To whom else does he say "Goodnight"?
 6. He wants his mother to kiss him, doesn't he?
 7. Do you like the poem? Why?
 8. Do you say "Goodnight" to your parents?
 9. Do your parents say "Goodnight" to you?
 10. Does your mother kiss you "Goodnight"?
 11. Do you like it when your mother kisses you "Goodnight"?
8. Now have a talk with your classmates about the poem "A Duck Family".

LET US WRITE

9. You've read the poem "A Duck Family". Can you compose your own story about any animal family? Write a composition.
10. Learn to write these words.

parents, child — children, husband, wife — wives



PUZZLE TIME

Find 11 words on the topic "Family".

g	r	a	n	d	p	a	r	e	n	t	s
r	a	k	e	a	a	u	n	c	l	e	f
a	b	e	p	u	r	n	a	b	c	d	e
n	c	m	h	g	e	t	g	h	i	j	k
d	d	n	e	h	n	i	e	c	e	l	m
m	e	o	w	t	t	n	o	p	q	r	s
o	f	p	i	e	s	i	s	t	e	r	t
t	g	q	f	r	i	e	h	d	u	v	w
h	h	r	e	h	u	s	b	a	n	d	x
e	i	s	u	w	y	a	b	c	d	e	y
r	j	t	v	x	z	f	g	h	i	j	z

12. Lesson Twelve

The Twelfth Lesson

Home Reading Lesson

3

13. Lesson Thirteen

The Thirteenth Lesson

Optional Lesson


14. Lesson Fourteen The Fourteenth Lesson

LET US LEARN

1. Learn to pronounce and use the new words, ① No 12.

2. Tell the time.

Example: *It's seven o'clock.*



3. Look at the clock and complete the sentences.

I go to school at My friend doesn't go to school at He goes to school at Do they go to the swimming pool at ... ? No, they go to the swimming pool at

The children go to the sports ground at Does your brother go to the stadium at ... ? No, he goes to the stadium at



4. Try and read the new words.

can — man green — street
ten — men not — clock
let — get clock — o'clock

5. Learn to read the words and sentences: first read them to yourself, then aloud as quickly as you can.

[æ] can, cat, black, that, man, that man, this man. This man is a doctor. And what's that man? He's a driver.

[e] let, ten, men, a man — men; one man — eleven men, twelve men. Can you see those men? What are these men? They are pilots.

Men, get, get up — gets up. When does your sister get up?

[u] put, woman, a woman, a nice woman. My mother is a nice woman.

[ɪ] big, skip, kitten, women, three women, eleven women, a woman — women. These women are my aunts.

Live, I live, he lives.

Where do you live? I live in Moscow.

[i:] green, street, a street — Pushkin Street, in the street, in Pushkin Street, a street — streets. What street do you live in? I live in Pushkin Street.

[ɔ] not, doll, box, clock, o'clock five o'clock. It's five o'clock.

At seven o'clock. I get up at seven o'clock. My sister gets up at eight o'clock.

usually [ˈju:ʒuəli] I usually get up at eight o'clock. When does your mother usually get up? She usually gets up at seven o'clock.

[ou] know, go, home, come home. I usually come home at two o'clock. When does your mother usually come home? She usually comes home at seven o'clock.

LET US READ AND LEARN

6. Read the poem to find out what Big Ben is. Then learn it by heart.

BIG BEN

Tick-tock,
Tick-tock,
This is Big Ben.
Big Ben is a clock.
Day and night¹
With all its might²
Big Ben, the clock,
Says: Tick-tock.



LET US TALK

7. Pretend you are a teacher. Let your classmates answer your questions.
- Have you got a friend?
 - How old is he (she)?
 - Does your friend go to school?
 - When does he (she) usually get up?
 - Does your friend go to school at eight o'clock or at two o'clock?
 - When does he (she) come home?
 - Does your friend like sport?
 - Can he (she) swim?
 - Where does he (she) go to swim?
 - With whom does he (she) usually go to swim?
 - When does he (she) usually go to swim?

LET US WRITE

8. Make the sentences complete.

¹ day and night [naɪt] — и днем и ночью

² with all its might [maɪt] — изо всех сил

1. When do you ... get up? I usually ... at seven ...
2. What is that ... ? She is a teacher. What are those ... ? They are workers.
3. I live in Pushkin What street do you ... in?
4. When does your father ... home? He comes ... at seven o'clock.

9. Learn to write these words.

man — men, woman — women, live, street



PUZZLE TIME

How many words can you find? Write them down? (10 words)

fromanameightenearedollivengineer

15. Lesson Fifteen

The Fifteenth Lesson

LET US LEARN

1. How many sentences can you make about Mr. Brown and his relations? When do they usually get up?

Mr. Brown		at six
		o'clock.
Mr. Brown's wife	usually	get up at seven
		o'clock.
Mr. Brown's children		at eight
		o'clock.
The children's uncle		gets up at nine
		o'clock.
The children's Grandpa		

Remember!

How to Agree

You get up at seven o'clock. Yes, I do.
You don't get up at five o'clock. No, I don't.
His mother comes home at seven o'clock. Yes, she does.
His mother doesn't come home at three o'clock. No, she doesn't.

How to Disagree

You get up at five o'clock. No, I don't.
You don't get up at seven o'clock. Yes, I do.
But I do.
His mother comes home at three o'clock. No, she doesn't.
His mother doesn't come home at seven o'clock. Yes, she does.
But she does.

2. Agree or disagree.

You come home from school at five o'clock.
Your mother comes home at four o'clock.
Your sister comes home from school at two o'clock.
Your friend doesn't come home from school at two o'clock.
Your father comes home at eight o'clock.
Your father doesn't come home at eight o'clock.

3. Learn to pronounce and use the new words, Ⓞ No 13.


LET US READ AND LEARN

4. These two dialogues will help you ask and tell the time. Listen to them, Ⓞ No 14, read and learn them by heart, then role play them with a partner.

I

Fred: What's the time?

Bob: It's two o'clock.



II

Jill: Excuse me.


Tim: Yes.

Jill: Can you tell me the time, please?

Tim: Certainly. It's four o'clock.

Jill: Thanks.

Tim: Not at all.



LET US TALK

5. Try and think of some statements. Say them to your classmates and let them agree or disagree with you (Exercise 2 can help you).

LET US WRITE

6. Write questions. Begin them with the words given in brackets.

My friend's family lives in Kiev. (*Where*)

Nick usually goes to the swimming pool at six o'clock. (*When*)

My brother can play hockey well. (*Who*)

He likes to play tag. (*Does*)

The children go to the stadium with their teacher. (*With whom*)

7. Learn to write these words.

get up, usually, at ... o'clock, come home



PUZZLE TIME

Change the underlined letter to make a new word.

Example: bed — red

bed —

box —

love —

block —

rat —

too —

pan —

now —

snow —

pet —

glue —

men —

life —

sun —

nine —

16. Lesson Sixteen

The Sixteenth Lesson

LET US LEARN

1. Try and read the new words.

men — then our — shower

2. Learn to read the words and sentences: first read them to yourself, then aloud as quickly as you can.

[ð] the, this, that, these, those, then, then I go to school; then I play with my friends. I come home at two o'clock, then I go to the swimming pool.

exercise ['eksəsaɪz], an exercise — exercises, do exercises, does exercises. My father usually does exercises at six o'clock. I get up at seven o'clock, then I do exercises.

[ʼaʊə] our, shower, take a shower, then I take a shower; then he takes a shower. Do you take a shower after the exercises? After the exercises my father likes to take a shower.

3. Do Bob and Jill do it at the same time? Look at the pictures and answer the questions.



Does Bob get up at six o'clock?

When does he get up?

Does Jill get up at seven o'clock?

When does she get up?

Bob does exercises at seven o'clock, doesn't he?

When does Jill do exercises?

Does Bob take a shower at seven o'clock or at eight o'clock?

When does Jill take a shower?

Do the children like to do exercises and take a shower?

Remember!

a man — men


a woman — women

a tooth — teeth


(see p. 317)

4. Learn to pronounce and use the new words, Ⓞ No 15.

5. Look at the pictures and say what Al does.



6. Listen to the song "What Do You Do at This Time?" © No 16. Read and learn to sing it.

 See page 330.

WHAT DO YOU DO AT THIS TIME?

I

Now it's six o'clock,
Six o'clock, six o'clock.
Now it's six o'clock
And what do you do at six o'clock?
— I get up.

II

Now it's seven o'clock,
Seven o'clock, seven o'clock.
Now it's seven o'clock
And what do you do at seven o'clock?
— I do exercises.

III

Now it's eight o'clock,
Eight o'clock, eight o'clock.
Now it's eight o'clock
And what do you do at eight o'clock?
— I take a shower.

7. Tell your classmates when you: get up, do exercises, take a shower, go to school, come home, play games, go to the sports ground (swimming pool, stadium) ...

LET US WRITE

8. Write the plural.

a child — ... a woman — ...
a man — ... a tooth — ...

9. Learn to write these words.

then, do exercises, take a shower



PUZZLE TIME

How many words can you make up out of these letters? (20 words)


e, x, r, c, i, s, h, l, d, n, o, w, a, t, e, n, t, e, l

17. Lesson Seventeen

The Seventeenth Lesson

LET US LEARN

1. Do you know how to ask and tell the time? Point to the clocks and ask your partner what time it is. Let your partner answer the questions. Then change over.



2. How many true sentences can you make?

Example: *It's four o'clock. It's time to go to the stadium.*

It's three o'clock.

It's seven o'clock.

It's eight o'clock.

It's two o'clock.

It's five o'clock.

It's six o'clock.

It's nine o'clock.

It's time

to get up.

to go to school.

to take a shower.

to do exercises.

to come home.

to go to the sports ground.

to go to the swimming pool.

3. Play the "Champion" game. Who can make up more sentences? Begin them like this: *I think it's time to ...*

4. Try and read the new words.

please — clean

too — tooth

street — teeth

how — now

men — dress

5. Learn to read the words and sentences: first read them to yourself, then aloud as quickly as you can.

[i:] see, green, street, please, clean, clean teeth. I clean my teeth at seven o'clock. My sister cleans her teeth at eight o'clock.

[e] pet, get, dress. My little brother doesn't like to dress. Does your little sister like to dress?

[u:] too, tooth, a tooth, a big tooth, a tooth — teeth. Oh, what big teeth you have got! My dog's teeth are big and white.

[au] brown, how, now. What do you want to do now? Where is Sue now? Now she is at school.

6. Learn to pronounce and use the new words, © No 17.

7. Look at the pictures and make the sentences complete.

This boy has ... at ... o'clock ...

This girl has ... at ... o'clock ...

That man has ... at ... o'clock ...

That woman has ... at ... o'clock ...



LET US READ

8. Read the story. Can you think of a title for it?



It's seven o'clock. It's time to get up. Mother Fox says to her three little children: "Get up! Get up! It's time to go to school."

The children don't want to get up, but they do. "Good children," says Mother Fox. "Now let's do exercises."

They all do their exercises.

"Very good," says Mother Fox. "Now look at the clock! Do you know the time?"

"Yes, we do," say the children.

"So what's the time?"

"It's eight o'clock."

Mother Fox says, "It's time to go to school, isn't it?"

"Oh, yes, it's time to go to school," say the little foxes.

They take their school-bags, say "Goodbye" to their mother and go to school.



LET US TALK

9. Now show the pictures (Exercise 8) to your parents (sister, brother) and tell them about Mother Fox and her children.

LET US WRITE

10. Choose the right word for each gap: *tooth, women, child, men, woman, children, teeth, man.*

This ... is an engineer. These ... are workers. This ... is my mother. Those ... are my aunts. This ... is four. He does not go to school. These ... go to school. The baby has got only one My dog's ... are white and big.

11. Learn to write these words.

clean, tooth — teeth, dress



PUZZLE TIME

Begin each word with the last letter of the previous one. How many words can you write? Who is the champion?

wife, e

18. Lesson Eighteen

The Eighteenth Lesson

LET US LEARN

Remember!

am
is
are

+

I am playing now.
He is playing now.
They are playing now.

+ now.

-

I am not playing now.
He is not playing now.
They are not playing now.

(see p. 325)

1. Play the "Champion" game. Who can make up more sentences? Use the patterns:

I am ...ing now.

She is ...ing now.

They are ...ing now.

2. In the pictures you can see the McDonalds. Look at them. Agree or disagree. Look at Roy. He is getting up.



Look at Mr. McDonald and his children. They are doing exercises.



Look at Charlie. He is taking a shower.



Look at Roy. He is cleaning his teeth.



Look at Sue. She is washing her face.



Look at Mrs. McDonald. She is washing her hands.



Look at the McDonalds. They are having breakfast.



Look at Charlie and Roy. They are going to school.



Look at Sue. She is taking Spot for a walk.



3. Try and read the new words.

play — day pleasure — breakfast
very — every but — lunch

4. Learn to read the words and sentences: first read them to yourself, then aloud as quickly as you can.

[e] play, say, day, a day — days, one day — five days, a nice day, nice days. Oh, what a nice day!

[e] get, tennis, very, every, every day. Do you get up at seven o'clock every day? No, I don't get up at seven o'clock every day. Does your father get up at six o'clock every day? Yes, he does.

breakfast, have breakfast. I don't have breakfast at six o'clock. I have breakfast at seven o'clock every day. When do you have breakfast?

[A] but, under, duck, funny, lunch, have lunch. Does your sister have lunch every day? Yes, she does. Does she have lunch at school or at home? She usually has lunch at school.

5. Learn to pronounce and use the new words, © No 18.

6. Look at the pictures and say if they like to do it.

Example: Snowy likes to ...



LET US READ AND LEARN

7. Listen to the poem "What Does the Clock Say?", © No 19, read the poem and learn it by heart.

WHAT DOES THE CLOCK SAY?

I

It's seven o'clock in the morning.
Get up, get up, get up!
It's eight o'clock! It's eight!
It's eight! Come on!¹ It's late.²

¹ come on — поторапливайся

² it's late — поздно

II

It's nine o'clock in the morning
Tick-tock, tick-tock, tick-tock.
It's nine o'clock, it's nine o'clock.
"It's nine, it's nine" — says the clock.

III

It's ten o'clock in the evening.¹
Goodnight, goodnight, goodnight.
It's ten o'clock, it's time for bed²
Say "Goodnight" and go to bed.

LET US TALK

8. Pretend you are a teacher. Ask your classmates about what they usually do in the morning. Here are some questions to help you.
- When do you usually get up?
 - Do you get up at six o'clock or at seven o'clock?
 - Do you do exercises every day?
 - Do you like to do exercises?
 - What do you do then?
 - Do you take a shower every morning?
 - When do you clean your teeth?
 - You clean your teeth every day, don't you?
 - You don't have breakfast at six o'clock, do you?
 - When do you have breakfast?
 - At what time do you go to school?
 - Do you have lunch every day?
 - Do you have lunch at school or at home?
 - When do you usually have lunch?
9. Now tell your classmates what you usually do in the morning.

¹ in the evening [in δι'εσπριν] — вечер(а)

² bed [bed] — кровать

LET US WRITE

10. Choose the right word for each gap: *what, when, where.*

- ... does your sister get up?
- ... does she do then?
- ... does she go after breakfast?
- ... does she come home from school?
- ... does she do at three o'clock?
- ... does she go swimming?

11. Learn to write these words.

every day, have breakfast, have lunch



PUZZLE TIME

How many words that begin with the letter "s" do you remember? Write them down. Who is the champion?

19. *Lesson Nineteen*
The Nineteenth Lesson.

Home Reading Lesson

4

20. *Lesson Twenty*
The Twentieth Lesson

LET US LEARN

1. Look at the pictures. Agree or disagree.

a) The little monkey usually has breakfast at seven o'clock.



b) The hares have lunch at 10 o'clock every day.



c) The little bear does not get up at five o'clock.



d) The foxes do exercises at six o'clock.



e) The elephant takes a shower at three o'clock every day.



f) The giraffe cleans his teeth at 10 o'clock every morning.



2. Now look at the pictures (Exercise 1) again and ask your classmates questions. Begin them with: *what, when, do, does.*

*Examples: When does the little monkey usually have breakfast?
What does the little monkey do at seven o'clock?
Does the monkey have breakfast at seven o'clock?*

3. Look at the pictures (Exercise 1) again and say what they are doing (or not doing) now.

Example: The little monkey is having breakfast.

4. Try and read the new words:

sister — dinner take — face
want — wash or — morning
can — hand

5. Learn to read the words and sentences: first read them to yourself, then aloud as quickly as you can.

[ɪ] in, his, big, little, sister, dinner, have dinner. We don't have dinner at one o'clock, we usually have dinner at three o'clock. They are not having dinner now.

[æ] cat, black, bag, hand, a hand, a hand — hands. Take your book into your hands. A clock has two hands — an hour hand and a minute hand.

[eɪ] name, take, face, a face — faces, a nice face, his face, her face. Her face is nice.

[ɒ] not, what, want, wash. Wash your hands every day before breakfast, lunch and dinner! Tom! Wash your hands and face. I am washing my face and hands.

[ɔ:] morning, every morning, in the morning. Do exercises and take a shower every morning. My father gets up at six o'clock in the morning. It's seven o'clock in the morning. Charlie and Roy are doing exercises.

6. Learn to pronounce and use the new words, © No 20.

7. Say: a) what they usually do at this time;

Example: Nick usually goes ... with his dog at four o'clock in the ...



b) what they are doing now.

Example: Nick is going for a walk with his dog.

LET US READ

8. Read the tale and say who Flop, Polly and Chat are.

FLOP

Part I

The frog lives in a lake. He's a big green frog. The frog's name is Flop.


Flop has got two friends, two big white birds. Their names are Polly and Chat.

It's morning. Flop looks at the clock. He wants to know the time. He looks and looks, and looks ... But he can't tell the time. Then he asks one of his friends, Polly:

"Can you tell me the time, please?"

"Of course!"

"What's the time?"



"It's seven o'clock."

"Oh, it's time to do morning exercises!" says Flop.

Look, now Flop is doing morning exercises. Now he is taking a shower. And now he is swimming in the lake. He does it with great pleasure. He likes to swim.

His friends Polly and Chat are doing morning exercises, too. But they don't want to take a shower or to swim. They are only¹ washing their hands and faces.

Then the three friends have breakfast. After breakfast they usually play games. Flop plays leap-frog with his frog-friend. Polly and Chat play hide-and-seek.

They have a good time.

LET US TALK

9. Pretend you've read the tale to your friend. She hasn't quite understood it and asks you these questions. Answer them, please.

¹ only ['ounli] — только

1. Where does the frog live?
 2. How many friends has Flop got?
 3. What are their names?
 4. Can Flop tell the time?
 5. Can Polly tell the time?
 6. When does Flop do exercises?
 7. What does he do then?
 8. Do Flop's friends take a shower?
 9. They have a good time after breakfast, don't they? Can you prove it?
10. You remember the tale, don't you? Tell it to your parents (sister, brother) when you come home.

LET US WRITE

11. Write that your sister doesn't do something at the time my sister does.

Example: My sister gets up at nine o'clock in the morning. And my sister doesn't get up at nine o'clock in the morning.

My sister does exercises every day.

My sister usually takes a shower in the morning.

My sister cleans her teeth at seven o'clock.

My sister dresses at eight o'clock.

My sister has breakfast at nine o'clock.

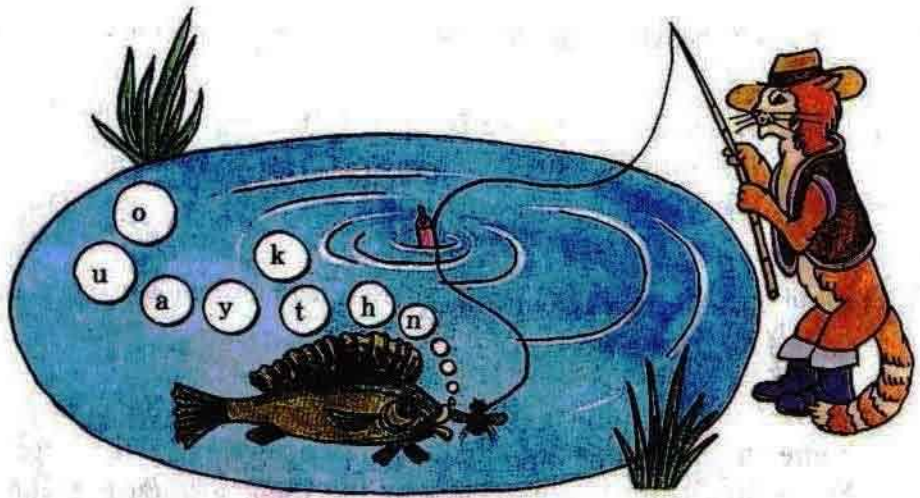
12. Learn to write these words.

have dinner, wash, hand, face, in the morning



PUZZLE TIME

What does the Fish say to the Cat?



21. Lesson Twenty-One The Twenty-First Lesson

LET US LEARN

Remember!

Am	□ □ + ing?
Is	
Are	

Am I playing now?
Is he playing now?
Are they playing now?

Where	□ □ + ing?
With whom	
What game	
Why	
Who	

Where is he playing?
With whom is she playing?
What game are they playing?
Why are you playing?
Who is playing?

(see p. 325—326)

1. Play the "Champion" game. Who can make up more questions? Use the patterns:

*Am I ...ing now? Where is he (she) ...ing now?
Is she ...ing now? With whom are they ...ing now?
Are you ...ing now? Why are you ...ing now?*

2. Learn to read the words and sentences: first read them to yourself, then aloud as quickly as you can.

[ɑ:] after, [u:] noon, afternoon, in the, in the afternoon. I come home in the afternoon. Do you have dinner in the afternoon? Yes, I do. What do you usually do in the afternoon? In the afternoon I usually play with my little brother. It's two o'clock in the afternoon. I am having dinner.

[ɔ:] ball, walk, go for a walk. Who do you usually go for a walk with? I usually go for a walk with my Grandpa. Do you take your dog for a walk in the morning or in the afternoon? It's five o'clock in the afternoon. Grandpa and I are walking.

3. Try and make up as many sentences as you can.

My father

I

My friend and I

Tom's brother

Mr. Brown

comes home

play games

cleans his teeth

dresses

have breakfast

has lunch

wash my face and
hands

goes for a walk

get up

go to the swim-
ming pool

in the afternoon.

in the morning.

every day.

every morning.

every afternoon.

at seven o'clock.

- Learn to pronounce and use the new words, Ⓞ No 21.
- Look at the pictures and say: what they usually do at this time; what they are doing now.



LET US READ

- Read the tale and say why the frog's name is Flop.

FLOP
Part II

In the afternoon the birds say, "Now we want to go to another¹ lake." "My good friends, take me with you! I want to go to another lake, too," says the frog.

"OK," says one of the birds. "But you must² do what we tell you to do. Can you see that stick?³ Put the stick into your mouth⁴ in the middle.⁵ I take one end⁶ of the stick and Chat takes the other⁷ end. But remember! You must not speak!"

"Very well," says the frog.

So Polly takes one end of the stick. Chat takes the other end, the frog takes the stick in his mouth in the middle and off they go! They go to another lake.

Now look! They are flying!⁸ They all like it! Oh, how the frog likes it!



- ¹ another [ə'nlðə] — другой
² must [mʌst] — должна
³ stick [stɪk] — палка
⁴ mouth [maʊθ] — рот
⁵ in the middle ['mɪdl] — посередине
⁶ end [end] — конец
⁷ other ['ʌðə] — другой
⁸ fly [flaɪ] — лететь

* * *

Two boys see the birds. They say, "Hi, birds!" "Pe-pe-pe!" say the birds.

Then one of the boys says, "Oh! Look! What have the birds got?! Isn't it a clock?"

"Yes, I think it's a big clock," says the other boy. "No, I am not! I am not a clock! I am a frog," says the frog and falls down.¹

Flop! Flop! Flop!²



Have a talk with your classmates about the tale.



Make up and write 6 sentences (see Exercise 1).

Learn to write these words.

in the afternoon, go for a walk



PUZZLE TIME

Find a "rhyming twin" in the box for each of these words.

why —	his —	or —	go —
game —	he —	can't —	fall —
hi —	now —	fox —	

is we aunt my box name how
ball four bye no

¹ fall down [ˈfɔ:l ˈdaʊn] — падать

² flop [flɒp] — шлёп

22. Lesson Twenty-Two

The Twenty-Second Lesson

LET US LEARN

1. Have you got a good memory? Look at the picture for a moment and try to remember what they are doing. Then close the picture and say it.



2. Look at the picture again, think of some statements. Let your classmates agree or disagree with you.

Examples: — The bears are playing volleyball.
— No, the bears are not playing volleyball. They are playing football.

3. Your classmates would like to know what you usually do: every day, in the morning, in the afternoon. Tell them, please.

4. Try and read the new words.

men — help

worker — work — homework

now — about — house

5. Learn to read the words and sentences: first read them to yourself, then aloud as quickly as you can.

[ou] home, [ə:] work, homework, my homework, our homework, do homework, does homework. I usually do my homework at five o'clock and my sister does her homework at four o'clock.

When do you usually do your homework? What's your homework for today? It's five o'clock. Charlie is doing his homework.

[e] ten, get, let, help, I help, he helps.

[au] now, how, about, about the house, help about the house.

Father and I help mother about the house every day. Who helps your mother about the house? Do you like to help your mother about the house? What are you doing now? I am helping my mother about the house.

6. Learn to pronounce and use the new words, ⊙ No 22.

7. Say what you usually do at home after 6 o'clock.



8. Listen to the story "At the Zoo" and answer the questions, ⊙ No 23.

9. Listen to the story "At the Zoo" again and tell it to your classmates or your relatives.

10. Tell your classmates why you like (or don't like) to go to the Zoo.

- Write what you usually do in the morning and in the afternoon.
- Learn to write these words.

do homework, help about the house



PUZZLE TIME

- Which words on the topic "Daily Life" (see Lessons 12—19) do you know? Write them down (15 words).

f..., h..., w..., d..., c..., t..., t..., l..., d..., u..., m..., e..., e..., b..., a...

- Make up one word out of two.

Example: grandmother

grand	mother
foot	work
hop	noon
leap	ground
sports	frog
after	scotch
home	father
grand	ball

23 Lesson Twenty-Three

The Twenty-Third Lesson

LET US LEARN

- Learn to pronounce and use the new words, © No 24.

2. Look at the picture and say what they usually do at this time. Ask your classmates what they are doing now. Let them answer your questions.



3. Try and read the new words.

under — supper

dress — chess

please — read

red — bed

hopscotch — watch

4. Learn to read the words and sentences: first read them to yourself, then aloud as quickly as you can.

[ʌ] but, run, jump, lunch, supper, have supper. We usually have supper at 7 o'clock. When does your family usually have supper?

[i:] leap-frog, please, teacher, read. I like to read. My friend likes to read, too. Do you like to read? Of course, I do! What's she doing? She is reading.

evening, in the evening. What do you usually do in the evening? In the evening I usually play with my little sister. It's evening. I am not doing my homework, I'm reading.

[u] book, a book — books, many books. My parents have got a lot of books. We all like to read books. When does your mother read books? She usually reads books in the evening. Is she reading a book now? Yes, she is.


[ɔ] got, what, watch, watch TV. My Granny likes to watch TV very much. When does she usually watch TV? She watches TV in the morning, in the afternoon and in the evening. My mother and father can't watch TV in the afternoon. They watch TV in the evening. Are you watching TV now? Yes, we are.

[e] pet, red, dress, chess, play chess. My brother can play chess very well. I like to play chess with my friend. Who do you like to play chess with? Who is your father playing chess with now? He's playing chess with his friend.

[e] bed, go to bed. When do little children usually go to bed? They usually go to bed at eight or at nine o'clock. I don't like to go to bed at eight o'clock. Does your little sister go to bed at eight o'clock? Yes, she does.

LET US READ AND LEARN

5. Listen to the song "You Take Your Little Hands", © No 25. Read it and learn to sing it.

 See page 331.

YOU TAKE YOUR LITTLE HANDS

You take your little hands
And go clap, clap, clap;
You take your little hands
And go clap, clap, clap;
You take your little hands
And go clap, clap, clap;
Clap, clap, clap your hands.
You take your little toes¹

¹ toe [tou] — палец на ноге

And go tap, tap, tap;
You take your little toes
And go tap, tap, tap;
You take your little toes
And go tap, tap, tap;
Tap, tap, tap your toes.

You take your little eyes¹
And go blink,² blink, blink;
You take your little eyes
And go blink, blink, blink;
You take your little eyes
And go blink, blink, blink,
Blink, blink, blink your eyes.

You take your little lips³
And go kiss, kiss, kiss;
You take your little lips
And go kiss, kiss, kiss;
You take your little lips
And go kiss, kiss, kiss,
Kiss your dear Mum and Dad.

6. Johnny and Paul are talking over the telephone. The line is bad and some sentences are missing. Complete the dialogue and role play it with a partner.

Johnny: Hello! Is that you, Paul?

Paul:

Johnny: Would you like to come to play chess?

Paul: When?

Johnny:

Paul: I'd love to but I can't.

Johnny:

Paul: Because at 6 o'clock I usually help my sister to do her homework.

¹ eye [aɪ] — глаз

² blink [blɪŋk] — моргать

³ lip [lɪp] — губа

Johny: Oh, what a pity, your sister isn't good at doing her homework. What about 7 o'clock?

Paul: I'm sorry I can't.

Johny: Is 8 o'clock all right with you then?

Paul:

Johny: Goodbye.

Paul:

7. Now pretend you are talking over the telephone with your friend. Role play it.



8. These sentences are not true. Write that it is not so.

Example: The boys are playing hockey at home.

The boys are not playing hockey at home.

1. Little Jill is watching TV in the street.
2. The girls are playing chess in the swimming pool.
3. The children are taking a shower at school.
4. Dad is helping his son to do his homework.

9. Learn to write these words.

have supper, read, book, in the evening,
watch TV, play chess, go to bed



PUZZLE TIME

How many words that begin with the letter "t" do you remember? Write them down. Who is the champion?

24. Lesson Twenty-Four The Twenty-Fourth Lesson

Review 1

LET US TALK

1. Look at the pictures and say:

- what Kitty usually does in the morning, in the afternoon and in the evening;
- what Kitty is doing now.



2. So you know what Kitty does in the morning, in the afternoon and in the evening. Now she wants to know what you do every day. Tell her about it, please.
3. Do you want to know more about your classmates and their families? Ask them whatever you want. Let them answer your questions.
4. You've learned 12 poems and 4 songs. Do you remember all of them? Recite the poem and sing the song you like best.

LET US READ

5. Choose and read aloud the words on the topic "Daily Life".

get up, street, women, do exercises, take a shower, live, children, clean teeth, elephant, wife, every day, pilot, dress, love, have lunch, husband, in the morning, chair, have breakfast, yellow, those, wash hands and face, crocodile, have dinner, please, grey, go for a walk, in the afternoon, Great Britain, do homework, hopscotch, help about the house, cow, in the evening, have supper, bag, read books, bird, America, watch TV, play chess, under, go to bed

6. Now read all the words of Exercise 5 as quickly as you can. So who is good at quick reading? Who is the champion?
7. Read the story and say if Jack wants to help his father today.

MR. SMITH AND HIS SON

Mr. Smith lives on a farm.¹ He is a farmer.² He has got a son. His son's name is Jack. He is ten.

Mr. Smith has a lot of work to do. So he gets up at five o'clock in the morning every day. His son usually helps him. He takes their horse for a walk. The horse's name is Red because he is red.

One day the farmer says to his son: "Jack, look at the clock! It's six o'clock. Get up! Get up! It's time to take Red for a walk."

"OK," says Jack. He doesn't want to get up but he gets up, washes his hands and face, has breakfast and off he goes with Red.

¹ farm [fɑ:m] — ферма

² farmer ['fɑ:mə] — фермер

But very soon Jack runs back and says: "Dad, take your gun!¹ A hare is over there.² It's as big as our horse!"

"A hare as big as our horse?!" says the farmer. "It can't be."

"Well, not as big as our horse perhaps³ but I think it's as big as a dog."

"A hare as big as a dog?! It can't be," says the farmer.

"Well, perhaps it's not as big as a dog. I think it's as big as a cat."

"A hare as big as a cat?! It can't be."

"Well, perhaps it's not as big as a cat. I think it's as big as a mouse."⁴

"A hare as big as a mouse?! It can't be."

"Well, perhaps it's not as big as a mouse. I think it's as big as a fly."

"A hare as big as a fly?! It can't be. Well, my son, I think you don't want to help me today."

8. Now role play the story.


LET US WRITE

9. Write what you usually do every day.



PUZZLE TIME

Write the words that begin with "b".



¹ gun [ɡʌn] — ружье

² over there [ˈoʊvə ˈðeə] — вон там

³ perhaps [pəˈhæps] — может быть

⁴ mouse [maʊs] — мышь

25. *Lesson Twenty-Five*
The Twenty-Fifth Lesson

Home Reading Lesson

5

26. *Lesson Twenty-Six*
The Twenty-Sixth Lesson

Optional Lesson

27. *Lesson Twenty-Seven*
The Twenty-Seventh Lesson

Optional Lesson

28. Lesson Twenty-Eight The Twenty-Eighth Lesson

LET US LEARN

Remember!

I	}	every day	}	watch TV.
We				
You				
They				
He	}	watches TV.	}	We watch TV every day.
She				

I	}	yesterday	}	watched TV.
We				
You				
They				
He	}	We watched TV yesterday.	}	(see p. 323)
She				

Remember!

		+ -ed
[t] helped	[d] lived	[ɪd] wanted
		(see p. 323)

I. Read the words first to yourself, then aloud:

- a) [t] helped, washed, watched, jumped, skipped, liked, thanked, dressed;
[d] played, cleaned, skied, lived, loved;
[ɪd] wanted, skated;
- b) liked, loved, skated, skipped, lived, jumped, cleaned, watched, played, washed, wanted, helped, thanked, skied, dressed.

2. What did the Greens do yesterday? Make up as many true sentences as you can and read them aloud.




Yesterday morning
 Yesterday afternoon
 Yesterday evening

Mr. Green
 Mrs. Green
 Kitty
 Tim
 Granny
 Grandpa

cleaned his (her) teeth.
 washed his (her) hands and face.
 helped about the house.
 skated at the stadium.
 skied at the sports ground.
 played chess.
 played with his (her) toys.
 skipped with his friends.
 watched TV.

3. Look at the pictures and say what they did yesterday.

Example: They played chess yesterday.





LET US READ AND LEARN

4. Read the proverb and give the Russian equivalent. Then learn the proverb.
A friend in need¹ is a friend indeed.²
5. Listen to the poem "My Friend", © No 27. Read it and say if the boy has got a good friend. Learn the poem by heart.

MY FRIEND

I've got a friend
We like to play,
We play together³
Every day.
He always⁴ helps me
When I'm in need
For he's my friend,
Good friend indeed.

¹ in need [ɪn 'ni:d] — в нужде

² indeed [ɪn'di:d] — в самом деле, действительно

³ together [tə'geðə] — вместе

⁴ always ['ɔ:lwəz] — всегда

6. Children like to read tales. Here is another tale for you. Read it and say how the dog helps the kittens.

A GOOD FRIEND

The dog and her four nice little puppies live in a dog-house. The cat and her two little kittens live in a box. The box is near the dog-house.

One day the cat goes for a walk and doesn't come back.¹ "Where is our mother?" ask the little kittens. "Oh, where is our mother?!" the little kittens ask the dog.

"I'm sorry, I don't know. But I can help you. Come and live in my house. I've got four children — four little puppies. Now you are my children too, and I'm your mother. My puppies are your brothers and sisters."

Now the two kittens live in the dog-house. They've got nice brothers and sisters and a very kind² mother.

A friend in need is a friend indeed.



¹ come back [ˈkʌm ˈbæk] — возвращаться

² kind [kaɪnd] — добрый

LET US TALK

7. People can't live without friends. What about you?

- Have you got good friends?
- Do your friends help you when you are in need?
- Do your friends think you are a good friend?
- It's really nice to have good friends, isn't it?
- What proverb about good friends do you know?

8. Do you know a story or a tale about good friends? Tell it to your classmates.

LET US WRITE

9. Write the verbs in three columns:

[t] [d] [ɪd]

skied, thanked, helped, wanted, washed, played, watched, cleaned,
jumped, lived, skipped, skated, loved, liked, dressed



PUZZLE TIME

Guess the riddle.

It has got a face,
It has got two hands,
It goes
And yet¹ stands.

29. Lesson Twenty-Nine

The Twenty-Ninth Lesson

LET US LEARN

¹ yet [jet] — однако

Remember!

Yesterday

+

-

I		
We		
You		
They		watched TV.
He		
She		

I		
We		
You		
They		did not (didn't)
He		watch TV.
She		

?

Did		I		
		we		
		you		watch TV?
		they		
		he		
		she		

		I		
Yes,		we		did.
		you		
		they		
No,		he		didn't.
		she		

did not = didn't

(see p. 324)

1. Find out what your classmates did yesterday. Let them answer your questions.

Did		you		help ...		
				clean ...		
				wash ...		
				watch ...		
				dress ...		
				skate ...		yesterday?
				ski ...		
				skip ...		
				play ...		
				want ...		

2. This boy is a boaster. This is what he said.



Yesterday I cleaned my teeth in the morning, in the afternoon and in the evening.

Yesterday I washed my hands and face ten times.

Yesterday I helped my friends to do their homework.

Yesterday I played chess with a champion.

Yesterday I watched TV at night.

Yesterday I skated at the stadium.

- a) Express your doubt.

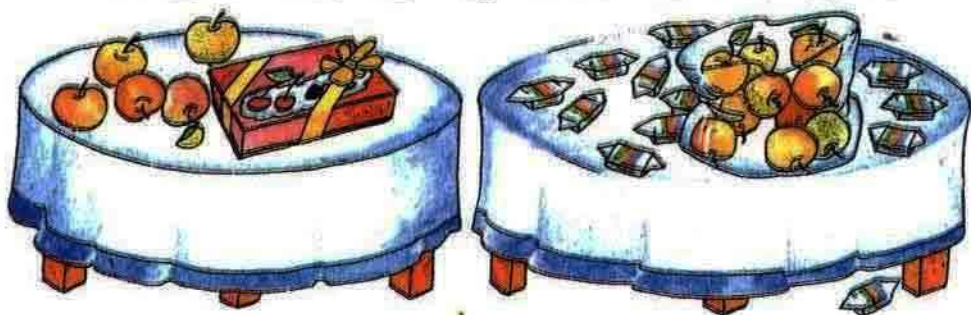
Example: Did you skate at the stadium yesterday?

- b) Disagree with him.

Example: You didn't skate at the stadium yesterday.

3. Learn to pronounce and use the new words, Ⓞ No 28.

4. Look and say how many tasty things there are and where they are.



5. Try and read the new words:

man — apple
street — sweet
clean — eat

6. Learn to read the words and sentences: first read them to yourself, then aloud as quickly as you can.

[æ] cat, that, black, man, apple, an apple — apples, a nice apple, a big red apple. Oh, what a nice, big, red apple he has got! Do you like apples? Of course I do! Would you like an apple? Oh, I'd love one!

[i:] he, she, we, street, sweet, a sweet — sweets, a box of sweets. Children usually like sweets. Does your little sister like sweets? Yes, she does. My brother doesn't like sweets.

eat, I eat — he eats. I eat apples for lunch, he eats apples for dinner. My father and mother don't like to eat sweets, they like to eat apples.

LET US READ AND LEARN

7. Listen to the dialogue, Ⓢ No 29, read and learn it by heart, then role play it.

A: Pass me the salt,¹ please.

B: Here you are.

A: Thank you.

B: Not at all.

8. Read and learn the proverb. Give the Russian equivalent.

An apple a day keeps² the doctor away.

LET US READ

¹ pass [pɑ:s] me the salt [sɔ:lt] — передай мне соль

² keep — держать

9. Read and say why Father is angry.

WHEN MUM IS OUT

Father: Robert, Jack, Bob, Liz, where are you?

Liz: Here I am, Dad.

Father: And where is Robert?

Liz: He's eating bananas.¹

Father: And where's Jack? What's he doing?

Liz: Eating apples.

Father: And Bob? What's he eating?

Liz: He's eating sweets.

Father: What about supper? Is Mum in?

Liz: No, she's out.

Father: And where is Spot? What's he doing?

Liz: Eating your supper.

Father: My supper!!!

LET US TALK

10. Let us see if you understand and remember the story.

- What are the children eating? Why?
- What is the dog doing?
- Is Mum in or out?
- Father is angry, isn't he? Why?
- Do you think it's a funny story?
- And what about your family? What do you do when your Mum is out?

11. Do you remember any funny stories or can you think of any? Tell one to your classmates.

LET US WRITE

12. Write 5 questions about what your friend did yesterday.

¹ банана [bə'nɑ:nə] — банан

13. Learn to write these words.

yesterday, eat, apple, sweet



PUZZLE TIME

Guess: Tim's father is Alf's son. What relation is Tim to Alf?

30. Lesson Thirty

The Thirtieth Lesson

LET US LEARN

1. Choose and read aloud the sentences: a) about what Jane usually does; b) about what she did yesterday.

Jane usually gets up at seven o'clock. Yesterday she helped her mother about the house. Every morning she does exercises; cleans her teeth and takes a shower. She washed up.¹ Jane usually has breakfast at eight o'clock and then she goes to school. Mother thanked her daughter. Jane usually comes home from school at one o'clock. In the evening Jane and her parents watched TV.

2. Sam and Billy are talking. Give Billy's answers to Sam's questions and read the dialogue.

Sam: Did you go to the stadium yesterday?

Billy:


Sam: Did you play volleyball at the stadium?

Billy:

Sam: Who did you play with?

Billy:

¹ wash up ['wɒʃ'ʌp] — мыть посуду



Sam: What games did you play?

Billy:

Sam: Did you play in the morning or in the afternoon?

Billy:

Sam: Did you play chess in the evening?

Billy:

Sam: Did you play chess with your friend or with your father?

Billy:

Sam: Did you watch television yesterday?

Billy:

Sam: When did you watch television?

Billy:

Sam: Who else¹ watched television yesterday evening?

Billy:

Sam: Did you like the film?²

Billy:

3. Disagree with Helen.

I cleaned my teeth at five o'clock in the morning.
I thanked Mother after breakfast.

¹ else [els] — еще

² film — догадайтесь о значении этого слова



I helped my father.

I helped my mother to wash up.

I cleaned the house.

I wanted to help Mum.

I played chess with my mother.

I watched television at six o'clock in the morning.

I lived in Africa.

4. Learn to pronounce and use the new words, Ⓞ No 30.

5. Look at the pictures and say:

a) what you like;

b) what you don't like;

c) what you like to have for breakfast, ...;

d) when you usually have apples,



6. Listen to the dialogue, Ⓞ No 31, read and learn it, then role play it.



Mother: Phil, come and help me, please. I'm very busy.

Phil: Oh, Mum, I can't do that. I'm busy, too.

Mother: And what are you doing, I wonder?¹

Phil: I'm watching TV.

LET US TALK

7. Say what Jane did yesterday (see Exercise 1).
8. Act out Sam and Billy's conversation (see Exercise 2). Change over.

LET US READ

9. Read the story and find out what the girl wanted to say to her father.

MY BUSY DAD

We are a family of four: Father, Mother, my sister and me. Our father is usually very busy. He doesn't have time to play with us.

¹ wonder ['wʌndə] — хотелось бы мне знать

When we want him to play with us, he usually says,¹ "I'm sorry I can't" or "I don't have time ..." or "I'm very busy!" or "Let Mum play with you" or "Go and play with your friends" or "Go and play with your toys."

It's nine o'clock in the evening. It's time for me to go to bed. I come up to my father's room² and say:

"Excuse me, Dad ..."

"What do you want? Can't you see I'm busy? Go and play with your toys ..."

"Oh, Dad, I only want to say goodnight to you."

"Can't you say it to me in the morning?! Can't you see I'm busy now?!"

10. Is it like this in your family too?

Are you a family of four?

What relatives have you got?

Which of them likes to play with you?

Does your father play with you?

Is your father a busy man?

Is your mother a busy woman?

What do your parents say when they don't have time to play with you?

LET US WRITE

11. Write that they didn't do it yesterday.

Examples: Abby skipped yesterday.

Abby didn't skip yesterday.

Phil and Bart played hide-and-seek yesterday.

The children skied at the school sports ground.

My friend's uncle lived in London.

They watched television yesterday evening.

Her friends wanted to play tennis yesterday morning.

¹ says [sez] — говорит

² room [rum] — комната



Guess the riddle.

Two ducks before a duck, two ducks behind, one duck in the middle. So how many ducks?

31. *Lesson Thirty-One* *The Thirty-First Lesson*

LET US LEARN

Remember!

Remember how to read and write these verbs:

get up — got up go — went come — came

have — had see — saw take — took

give — gave say — said

Sam **went** to the stadium with his friends yesterday.

Did Sam **go** to the stadium with his friends yesterday?

Yes, he did.

No, he didn't (did not).

No, he didn't **go** to the stadium with his friends yesterday.

Who **went** to the stadium with his friends yesterday?

Sam did.

Did Sam **go** to the stadium yesterday with his friends or with his parents?

He **went** to the stadium with his friends.

Where did Sam **go** with his friends yesterday?

With whom did Sam **go** to the stadium yesterday?

When did Sam **go** to the stadium with his friends?

Why did Sam **go** to the stadium with his friends yesterday?

What did Sam **do** yesterday?

(see p. 323—324)

1. Read and compare.

every day, usually

My father usually **gets up** at seven o'clock.

He **takes** a shower every day.

He usually **has breakfast** at eight o'clock.

I usually **have breakfast** at eight o'clock, too.

Mother **gives** us milk for breakfast every day.

I **go** to the swimming pool every day.

I usually **see** my friend there. Bob usually **says** "Hi", when he **sees** me.

I usually **come** home from school at three o'clock.

yesterday

Yesterday he **got up** at six o'clock.

Yesterday he **took** a shower, too.

Yesterday he **had breakfast** at seven o'clock.

Yesterday I **had breakfast** at seven o'clock.

Yesterday Mother **gave** us milk for breakfast too.

Yesterday I **went** to the swimming pool too.

Yesterday I **saw** Bob there. Yesterday when he **saw** me he **said** "Hi"

Yesterday I **came** home at four o'clock.

2. Ask questions for more information. Begin them with: *did, who, what, where, when, with whom, why.*

He saw it there.

3. Disagree with what Liz said.

Jane **got up** at twelve o'clock.

She **had dinner** at four o'clock.

She **went** to school at nine o'clock in the evening.

She saw a crocodile there.



She said "Hi" to the crocodile.

She came home with a little crocodile in her hands.

She took three apples and gave them to the crocodile.

She did it with great pleasure.

4. Learn to pronounce and use the new words, Ⓢ No 32.

5. Try and read the new words.

eat — tea

but — cup

his — milk

pass — glass

6. Learn to read the words and sentences: first read them to yourself, then aloud as quickly as you can.

[i:] please, clean, eat, tea, tea-time. I like tea. Do you like tea? Yes, I do. How many times a day does your Granny have tea? She has tea three times a day.

[ɪ] it, in, big, six, milk. Children like milk. My father doesn't like milk, he likes tea. Does your Granny like tea with milk? Yes, she does. I like tea with milk, too.

[u:] do, blue, you, who, school, pupil, juice [dʒu:s], apple juice. Do you like juice? Oh, very much. I have juice for breakfast, lunch, dinner and supper.

[ɔ] not, dog, doll, hop, got, coffee ['kɒfi], black coffee, coffee with milk. My Dad likes black coffee but my Mum likes coffee with milk. I don't like coffee, I like tea.

[ʌ] but, son, come, love, monkey, mother, duck, funny, jump, uncle, puppy, under, cup, a nice cup, a teacup, a cup — cups, a cup of tea — two cups of tea, a cup of coffee — three cups of coffee. How many cups of tea do you have at tea-time? — Only one. My Dad usually has a cup of coffee for breakfast.

[ɑ:] father, afternoon, pass, glass, a glass — glasses, a glass of milk, a glass of juice. How many glasses of juice do you have a day? I usually have a glass of juice for breakfast and for dinner. But for supper I have a glass of milk.

7. Read the words as quickly as you can.

got up, tea, had, milk, gave, juice, went, saw, coffee, said, cup, came, glass, took

LET US READ AND LEARN

8. Listen, read and learn the dialogue, ㊦ No 33. Then role play it.

Mother: Would you like to have **another** cup of tea?

Susan: Yes, please.

Fred: No, thanks.

Father: I'd love one.

LET US TALK

9. Say what your Dad, Mum and you had for breakfast (lunch, dinner, supper) yesterday.

LET US WRITE

10. Write 5 sentences about what you did yesterday.

11. Learn to write these words.

cup, tea, milk



PUZZLE TIME

How many words can you find in this word-snake? What are they?

SWEETEAPPLEATOOKNOWASHANDINNERUNOTHINK

32. Lesson Thirty-Two

The Thirty-Second Lesson

LET US LEARN

1. Remember how to read and write these verbs.

eat — ate [et]

can — could [kud]

put — put

drink — drank [dræŋk]

2. Can you find out what Peg did yesterday? Read it aloud.

Robert doesn't have coffee for breakfast. He usually drinks tea for breakfast. Yesterday Peg got up at seven o'clock. For dinner Robert likes apples. She ate apples and drank a glass of juice. For supper he usually has a glass of milk. After dinner she went for a walk. Mother gives him juice for lunch and dinner. At five o'clock her friends came to see her. After supper he usually plays chess. Peg and her friends played with toys. Her friends went home at six o'clock.

In the evening his mother watches TV. She put the toys back into the box.

3. Learn to pronounce and use the new words, ⊙ No 34.

4. Look at the pictures and say: a) what they are eating or drinking; b) what they ate or drank yesterday.





5. Learn to read the words and sentences: first read them to yourself, then aloud as quickly as you can.

[aɪ] nice, ice.

[i:] eat, tea, cream, ice-cream, an ice-cream — ice-creams. Yesterday my brother ate two ice-creams! Do you like ice-cream?

[e] Peg, egg — an egg — eggs. Did you have eggs for breakfast yesterday? Yes, I did. How many eggs did you eat? I ate only one.

[ɔ] coffee, porridge [ˈpɔrɪdʒ]. My sister doesn't like porridge, but I do. Granny thinks it's good to eat porridge for breakfast.

6. Listen to the poem "What Do I Like?", Ⓞ No 35. Read and learn it.

WHAT DO I LIKE?

I like ice-cream.

She likes sweets.

I like cookies.¹

¹ cookie [ˈkʊki] — печенье

He likes cheese.¹
I like coffee.
She likes tea.
I love you.
Do you love me?

LET US READ

7. Read the dialogue and think of a title for it.

It's seven o'clock in the morning. Robert is in bed. He doesn't want to get up. His mother comes in.

Mother: Morning, dear! It's seven o'clock. And you are in bed! Get up! Get up! Do your exercises and take a shower. It's time to have breakfast and go to school. Come on!

Robert: Oh, Mum, I can't go to school today.

Mother: Why?

Robert: I'm ill.

Mother: Are you?

Robert: I am. I would like to read now. Could you give me the book that I'm reading now?

Mother: Here it is.

Robert: Thanks. ... and my toys, please.



¹ cheese [tʃi:z] — сыр

Mother: Here you are. And what do you want for breakfast? Do you want porridge?

Robert: No, I don't.

Mother: Would you like to have a glass of milk?

Robert: No.

Mother: Have a cup of tea with milk then.

Robert: I don't want porridge! I don't want milk, I don't want tea!

Mother: What do you want then?

Robert: I want three ice-creams and juice. And for dinner I want bananas, apples and sweets.

Mother: Oh, Robert, now I see that you are not ill. You don't want to go to school!!!



LET US TALK

8. Say what you wanted to eat and drink for breakfast, lunch, dinner and supper yesterday and what you ate and drank.

Example: I wanted to eat ice-cream for breakfast but I ate porridge.

LET US WRITE

9. Refer the following verbs to the past.

Example: get up — got up

put, have, see, say, give, come, go, take, do, can, eat, drink

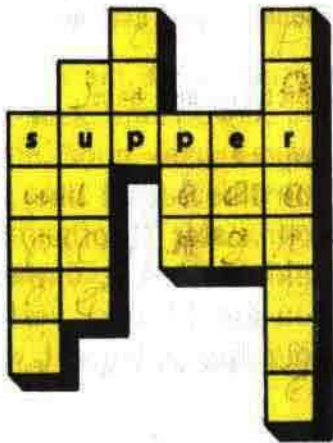
10. Learn to write these words.

juice, glass, coffee



PUZZLE TIME

Complete the crossword.



33. *Lesson Thirty-Three*
The Thirty-Third Lesson

Home Reading Lesson

6

34. *Lesson Thirty-Four*
The Thirty-Fourth Lesson

LET US LEARN

1. Remember how to read and write the verbs.

know — knew [nju:]

think — thought [θɔ:t]

swim — swam [swæm]

run — ran [ræn]


2. Refer the sentences to the past.

My father and I **swim** in the swimming pool in the morning.
The pupils **run** at the school sports ground.
The Browns **know** Kate's aunt and uncle.
The teacher **thinks** so.

3. Learn to pronounce and use the new words, ③ No 36.

4. Look at the pictures and say:

- what you can see;
- what you like (don't like);
- what your sister (brother) likes (doesn't like) to eat (drink) for breakfast (lunch, dinner, supper);
- what you ate (drank) yesterday;
- what your father bought yesterday.



5. Learn to read the words and sentences: first read them to yourself, then aloud as quickly as you can.

[u:] two, blue, who, juice, soup. Do you eat soup every day? Yes, I do. My mother doesn't like to eat soup every day.

[e] bed, dress, breakfast, bread, brown bread, white bread. Mike, eat your soup with bread, please. Do you like to eat soup with bread?

[i:] tea, eat, meat, meat soup, meat-balls. We don't eat meat soup every day. Our family usually has meat for dinner or for supper.

6. Choose and read aloud the words that go with the sounds: first [i:], then [e], and [u:].

eat, Africa, bread, tooth, Great Britain, sweet, parents, bed, school, we, dress, breakfast, hide-and-peek, sports, get, play, usually, let, leap-frog, juice, men, meat, ate, soup, bird, seven, too, tea, said, could, eleven, put, clean, went, two, very, ice-cream, twelve, many, read, drank, every, blue, evening, yes, street, help, chess, teeth, then, teacher, red, please, yesterday, these, ten

7. Read the text to know more about tea. Guess the meaning of the words:

Russian [ˈrʌʃn], English [ˈɪŋɡlɪʃ], lemon [ˈlemən]

TEA

Russian people¹ like tea. English people like tea, too. They drink a lot of² tea. They have tea for breakfast. They have tea for lunch, dinner and supper. Some English families have two or three cups of tea at tea-time.

English people drink tea from cups, not from glasses. English people like to have tea with milk, not with lemon. They call³ tea with lemon "Russian tea".


Do you like tea? Do you like it with milk or with lemon? Do you like "English tea" or "Russian tea"?

¹ people [ˈpi:pl] — люди

² a lot of [əˈlɒtəv] — много

³ call [kɔ:l] — называть

8. Listen to the song "He Likes Chicken" (Part I), Ⓞ No 37, read and learn it.

 See page 331.

HE LIKES CHICKEN

I


He likes chicken,¹
Chicken, chicken
And salad too,
Salad too.



She likes spaghetti,
Spaghetti, spaghetti
And pudding too,
Pudding too.



9. Robin-Bobby likes to eat very much. He is a great eater! Now let's play the game Robin-Bobby. Pretend you are Robin-Bobby and say what you would like to eat and drink. The one who "eats" most is Robin-Bobby.



¹ chicken [ˈtʃɪkɪn] — цыпленок

- Examples: — I would like to eat soup.
 — I would like to eat soup and bread.
 — I would like to eat soup, bread and meat, ...

LET US WRITE

10. Draw the picture of Robin-Bobby and write what he ate yesterday.
 11. Learn to write these words.

ice-cream, egg, porridge



PUZZLE TIME

Find 14 words.

a	g	b	c	d	s	o	u	p	e
f	l	g	h	i	w	j	p	k	j
c	a	p	p	l	e	e	u	e	u
o	s	m	n	m	e	a	t	g	i
f	s	o	p	q	t	e	a	g	c
f	r	s	d	r	i	n	k	t	e
e	u	v	w	x	y	z	c	u	p
e	m	i	l	k	b	r	e	a	d

35. Lesson Thirty-Five

The Thirty-Fifth Lesson

LET US LEARN

1. Look at the picture. Agree or disagree.

Example: The children went to the stadium.

No, the children didn't go to the stadium.

They went to the school sports ground.



- 1) The boys ran at the school sports ground yesterday.
- 2) The teacher watched the pupils yesterday.
- 3) The girls skipped yesterday.
- 4) Little children played snowballs yesterday.
- 5) Their parents came to the school sports ground yesterday.
- 6) The girl put her skates in the bag yesterday.
- 7) Bob's father gave his son his skates yesterday.

2. Try and read the new words.

big — fish

table — tasty

potato [pə'teɪtəʊ]

my — buy

thought — bought

3. Train your memory. Play the "Champion" game. Say what Jill bought yesterday.


Examples: Jill bought meat yesterday.

Jill bought meat and fish yesterday.

Jill bought meat, fish and ... yesterday.

4. Look at the pictures and say:

- what Mrs. Smith bought yesterday;
- what Mrs. Smith didn't buy yesterday.



5. Learn to read the words and sentences: first read them to yourself, then aloud.

[ɪ] fish, fish soup, fish and potatoes. Father likes fish and potatoes for supper. I don't like fish, I like meat. Do you like fish soup for dinner? Not very much.

[eɪ] potato, a big potato, potatoes, meat and potatoes, fish and potatoes. Which do you like: fish and potatoes or meat and potatoes? Both.¹

[eɪ] tasty, tasty soup, tasty juice, tasty sweets. What do you think tasty things² are? I think they are: sweets, cookies, bananas, apples and ice-cream.

[aɪ — ɔ:] buy — bought. What did your mother buy yesterday? She bought fish, potatoe and a lot of tasty things.

¹ both [bəʊθ] — и то и другое

² things [θɪŋz] — вещи

6. Listen, read and learn, © No 38.

I

Ted: Mum, I'm hungry.

Mother: Would you like to have toast,¹ meat-balls and spaghetti?

Ted: I'd love to!

II

Pam: Mum, I'm thirsty.

Mother: What about a glass of juice?

Pam: I do love one.

7. Read the poem "Jonathan Beam" and say what's the matter with the boy. Then learn it by heart.

JONATHAN BEAM

Jonathan Beam

Likes ice-cream

And he is in bed today.

He doesn't eat,

He doesn't drink,

He doesn't want to play.

LET US READ

8. Read and say if Liz is a good eater.

John: What's for dinner, Mum? I'm so hungry.

Mother: Fish soup.

John: I like fish soup.

Liz: I don't like it!

John: She doesn't like anything.²

¹ toast [təʊst] — тост, кусочек подрумяненного хлеба

² anything ['eniθɪŋ] — ничего

Mother: Meat and potatoes.

John: I like meat and potatoes.

Liz: I don't like it!

John: She doesn't like anything!

Liz: I'm thirsty.

Mother: Have a glass of orange¹ juice then.

John: M-m-m, I'd love to.

Liz: I don't like it.

John: She doesn't like anything.

LET US TALK

9. People cannot live without food² and they often talk about it. Let us do it too.

- Are you a good eater?
- What food do you like?
- What do you usually eat when you are hungry?
- Do you drink milk when you are thirsty?
- What do you drink when you are thirsty?
- Does your mother usually give you what you like to eat for breakfast, lunch, dinner and supper?
- When you want some³ salt you say: "Pass me the salt, please", don't you?
- What do you say when you want some bread?
- What do you say if you would like another cup of tea and your Mum gives it to you?
- And if you don't want another cup of tea?
- Do you remember to thank your Mum after breakfast, lunch, dinner and supper?

LET US WRITE

¹ orange [ˈɔrɪndʒ] — апельсин

² food [fu:d] — пища, еда

³ some [sʌm] — немножко

10. Find as many words as you can for food and drink in Lessons 29—34. Make a table.

Food	
Drink	


11. Learn to write these words.

bread, meat, soup



PUZZLE TIME

Solve the puzzle ("Food").



36. Lesson Thirty-Six The Thirty-Sixth Lesson

LET US LEARN

Remember!

+	?	-																											
<table style="border-collapse: collapse;"> <tr><td style="border-right: 1px solid black; padding-right: 5px;">I</td><td rowspan="5" style="padding: 0 10px;">was</td></tr> <tr><td style="border-right: 1px solid black; padding-right: 5px;">He</td></tr> <tr><td style="border-right: 1px solid black; padding-right: 5px;">She</td></tr> <tr><td style="border-right: 1px solid black; padding-right: 5px;">It</td></tr> <tr><td style="border-right: 1px solid black; padding-right: 5px;">We</td></tr> <tr><td style="border-right: 1px solid black; padding-right: 5px;">You</td><td rowspan="3" style="padding: 0 10px;">were</td></tr> <tr><td style="border-right: 1px solid black; padding-right: 5px;">They</td></tr> </table>	I	was	He	She	It	We	You	were	They	<table style="border-collapse: collapse;"> <tr><td style="border-right: 1px solid black; padding-right: 5px;">I</td><td rowspan="5" style="padding: 0 10px;">Was</td></tr> <tr><td style="border-right: 1px solid black; padding-right: 5px;">he</td></tr> <tr><td style="border-right: 1px solid black; padding-right: 5px;">she</td></tr> <tr><td style="border-right: 1px solid black; padding-right: 5px;">it</td></tr> <tr><td style="border-right: 1px solid black; padding-right: 5px;">we</td></tr> <tr><td style="border-right: 1px solid black; padding-right: 5px;">you</td><td rowspan="3" style="padding: 0 10px;">Were</td></tr> <tr><td style="border-right: 1px solid black; padding-right: 5px;">they</td></tr> </table> <p style="margin-left: 20px;">wasn't = was not weren't = were not</p>	I	Was	he	she	it	we	you	Were	they	<table style="border-collapse: collapse;"> <tr><td style="border-right: 1px solid black; padding-right: 5px;">I</td><td rowspan="5" style="padding: 0 10px;">wasn't</td></tr> <tr><td style="border-right: 1px solid black; padding-right: 5px;">He</td></tr> <tr><td style="border-right: 1px solid black; padding-right: 5px;">She</td></tr> <tr><td style="border-right: 1px solid black; padding-right: 5px;">It</td></tr> <tr><td style="border-right: 1px solid black; padding-right: 5px;">We</td></tr> <tr><td style="border-right: 1px solid black; padding-right: 5px;">You</td><td rowspan="3" style="padding: 0 10px;">weren't</td></tr> <tr><td style="border-right: 1px solid black; padding-right: 5px;">They</td></tr> </table>	I	wasn't	He	She	It	We	You	weren't	They
I	was																												
He																													
She																													
It																													
We																													
You	were																												
They																													
I		Was																											
he																													
she																													
it																													
we																													
you	Were																												
they																													
I		wasn't																											
He																													
She																													
It																													
We																													
You	weren't																												
They																													

1. Learn to pronounce and use the new words, Ⓞ No 39.

2. Read and remember.

last year ['lɑ:st 'jɜ:] — в прошлом году

last month ['lɑ:st 'mʌnθ] — в прошлом месяце

last week ['lɑ:st 'wi:k] — на прошлой неделе

today [tə'deɪ] — сегодня

3. Read and compare.

now, today

I **am** eight.

My uncle **is** in Russia.

The pupils **are** at the stadium.

Is your father in Great Britain?

Is your father in Moscow?

Yes, he **is**.

Are you busy?

**yesterday, last year
(month, week)**

I **was** seven last year.

My uncle **was** in Africa last year.

The pupils **were** at the stadium last week.

Was your father in Great Britain last month?

Was your father in Moscow last month?

Yes, he **was**.

Were you busy last week?

Yes, I am.

Are your parents at home?

No, they aren't.

My sister isn't good at skating.

The toys aren't in the box.

I'm not good at playing chess.

Yes, I was.

Were your parents at home yesterday?

No, they weren't.

My sister wasn't good at skating last year.

The toys weren't in the box.

I wasn't good at playing chess last year.

4. Look at the picture and say: a) who was (wasn't) at home yesterday. Use the words: *father, mother, uncle, aunt, daughter*.

Example: Granny was (wasn't) at home yesterday evening.



- b) Ask if they were at home yesterday.

Example: Was the son at home yesterday?

5. Say where you (your relatives) were (weren't) last week (month, year).

LET US READ AND LEARN

6. Listen to the song "He Likes Chicken" (part II), © No 40, read and learn it.

HE LIKES CHICKEN

II



They like hamburgers,¹
Hamburgers, hamburgers
And pizza² too,
Pizza too.



And I like chocolate,³
Chocolate, chocolate
And orange too,
Orange too.



And we all like jam,⁴
Jam, jam
And water⁵ too,
Water too.



7. Listen to the poem "Who Likes What?", Ⓞ No 41. Read and learn it.

WHO LIKES WHAT?

Some of us⁶ like brown bread,
Some of us like white,
Some of us eat a lot of meat,
Some don't think it's right.
Some of us like apples,
Some drink juice at night,
Some of us eat many sweets,
Some don't think it's right.

¹ hamburger [ˈhæmbɜːɡə] — гамбургер, булочка с рубленным бифштексом

² pizza [ˈpɪtsə] — пицца

³ chocolate [ˈtʃɒkələt] — догадайтесь о значении этого слова

⁴ jam [dʒæm] — догадайтесь о значении этого слова

⁵ water [ˈwɔːtə] — вода

⁶ some of us [ˈsʌmʌvʌs] — некоторые

LET US READ

8. Read and say if Tom has a sweet tooth.

THE LAST TOOTH

Tom liked sweets and ice-cream very much, that's why¹ he didn't have all his teeth. Yesterday his last tooth fell out. But Tom wasn't sorry about that. He said: "That's very good! Now that I don't have teeth I can eat ice-cream and sweets every day."

LET US TALK

9. a) Give Jane's answers to Phil's questions.

Phil: Why did you come home so late yesterday?

Jane:

Phil: Were you hungry?

Jane:

- b) One of you is Jane, the other is Phil. Act out the conversation.
c) Think of five more questions which Phil can ask.

LET US WRITE

10. Write down Phil's questions (see Exercise 9).

11. Learn to write these words.

fish, potato, tasty, buy — bought



PUZZLE TIME

¹ that's why ['ðætʰs 'waɪ] — вот почему

Guess the riddle.

This is a house
With one window¹ in it.
It shows films
Every minute.

37. Lesson Thirty-Seven The Thirty-Seventh Lesson

LET US LEARN


1. What Liz says is true. So agree with her.

Richard was seven last year.
Robert's friend was at the
swimming pool with his father last week.
His parents were at home
yesterday evening.
Mr. Smith and Mrs. Smith
were in Africa.
Kate's father was in America.



2. What Bob says is not true. So
with him.

Mary was eight last month.
Jack was at school yesterday.
The children were good at running.
Mr. Green was in Russia last year.
The Browns were in Great Britain.



¹ window ['windou] — окно

- This is what Kitty said to Jack: "I was so hungry and thirsty when I came home from the stadium yesterday." What questions did Jack ask Kitty?
- Learn to pronounce and use the new words, Ⓞ No 42.
- Try and read the new words.

take — make (made)

Africa — animal

tooth — food

with, out — without

- Learn to read the words and sentences: first read them to yourself, then aloud as quickly as you can.


[u:] soup, school, too, two, fruit, tasty fruit, fruit juice, fruit salad, fruit soup. Oranges, apples and bananas are all fruits. Would you like some more fruit? Yes, please.

[e] get, ten, help, seven, vegetable ['vedʒɪtəbl], a vegetable — vegetables, vegetable food, meat and vegetables, vegetable soup, vegetable salad. My Granny likes vegetable food. The potato is a vegetable, not a fruit. Do you like to eat meat and vegetables for dinner? Yes, I do.

[æ] can, black, apple, carrot, a carrot — carrots, a red carrot, a big carrot. My cat doesn't eat carrots but my dog does. Is the carrot a vegetable or a fruit?

- Play "A good memory game". Look at the picture for a minute. Then close the book and name the animals and birds you saw in the picture.

Example: A bear is an animal.



8. Pretend you are making soup (salad). You haven't got all the food you need. And you say:

Example: I can't make fish soup without fish.

The table can help you.

I can't make	tea	without	milk.
	meat soup		potato.
	fish soup		carrot.
	fruit salad		fish.
	vegetable salad		water.
	cheese		meat.
	juice		fruit.
	ice-cream		vegetables.
	meat-balls		salt.
	coffee		eggs.
	jam		

LET US READ

9. Read the tale and think of a title for it.

Brother Rabbit had four carrots. He was very hungry. He wanted to eat the carrots. But then he thought that his friend Brother Goat was hungry too. So he ate only two carrots. He wanted to give the other two to Brother Goat.

He took the two carrots and ran to Brother Goat's house. Brother Goat was not at home. So Brother Rabbit put the two carrots on the table and ran away.



When Brother Goat came home and saw the carrots on the table, he thought: "Oh, what good friends I've got! And I want to be a good friend too. I think that Brother Rabbit is hungry."

So Brother Goat ate only one carrot, took the other and ran to Brother Rabbit's house.



Brother Rabbit was not at home. Brother Goat put the carrot on the table and wrote a letter,¹ "Dear Brother Rabbit! This carrot is for you.

Love from Brother Goat."

When Brother Rabbit came home, he saw the carrot and the letter on the table. He read the letter, ate the carrot and thought, "Oh! What good friends I've got!"

LET US TALK

10. We hope you've got a good friend, too. Tell your classmates about him (her).

LET US WRITE

11. Make up and write 6 sentences (see Exercise 8).
12. Learn to write these words.

fruit, vegetable, carrot, make (made), without

¹ wrote a letter [ˈraʊt əˈletə] — написал письмо



Guess the riddle.

What has four legs¹ but can't walk?

38. Lesson Thirty-Eight

The Thirty-Eighth Lesson

LET US LEARN

Remember!

a lot of (much)

{ water milk juice coffee
tea soup porridge bread
cheese fruit vegetable potato
meat fish salt jam chocolate

(see p. 317)

Remember!

many

{ apples sweets oranges bananas
eggs carrots cups of tea (coffee)
glasses of milk (juice) hamburgers

(see p. 317)

¹ leg [leg] — нога

1. Make up as many questions as you can.

How many	eggs	do	you	drink	at breakfast?
How much	bread	does	he	eat	at dinner?
	meat		they		at supper?
	apples				at lunch?
	cups		she		every day?
	of tea				
	salad				
	sweets				
	hamburg- ers				
	jam				
	glasses				
	of juice				

2. Learn to pronounce and use the new words, Ⓞ No 43.

3. Try and read the new words:

see — tree

know — grow


blue — grew

4. Learn to read the words and sentences: first read them to yourself, then aloud.

different ['dɪfrənt], different trees, different food. Different trees grow in Africa. Do you eat different food? I like to eat different vegetables.

country ['kʌntri], a country — countries, this country. Different people live in different countries. Do different vegetables grow in your country? Try to eat different food.

5. Look at the picture and say what can (can't) grow on a tree.



LET US READ AND LEARN

6. Listen, read and learn, Ⓞ No 44.

I

Nancy: You look terrible!¹ What's the matter?²

Kitty: I drank **too much** juice this morning.

Nancy: How much juice did you drink?

Kitty: I drank so much juice that I'm **never**³ going to drink juice again.

II

Liz: You look terrible! What's the matter?

Polly: I ate **too many** cookies last night.

Liz: How many cookies did you eat?

Polly: I ate so many cookies that I'm never going to eat a cookie again.

¹ terrible ['terɪbəl] — ужасный

² what's the matter ['wɒts ðə 'mætə] — что случилось

³ never ['nevə] — никогда

7. Listen to the poem "Robin", and say why he has a stomach-ache, read and learn it, © No 45.

ROBIN

Robin, Robin, what a man!
He eats as much as no one can.
He ate a lot of fish, he ate a lot of meat.
He ate a lot of ice-cream and a sweet.
He ate a lot of porridge and ten eggs
And all the cookies Mother has.
He drank a lot of juice, he ate a cake¹
Then said: "I have a stomach-ache."

LET US READ

8. Read and say what you've learnt about food.

FOOD FOR LIFE²

People cannot live without food. Where does our food come from? Meat comes from animals. People eat domestic birds too. Eggs come from birds. Milk comes from cows. From milk people make butter³ and cheese.

From plants⁴ we get fruit and vegetables. A lot of fruit grows on trees: apples, oranges and bananas. Some plants have fruit too, like the coffee plant. So coffee is a fruit drink!

What about tea?

Tea comes from a plant too, but it is not a fruit. We make tea from the leaves⁵ of a plant, so tea is a vegetable!

What about tomatoes?⁶ "Tomatoes are a vegetable," some people say. No, they are not. Tomatoes are fruit.

Different food comes from different countries. Oranges and bananas grow in Africa and America.

¹ cake [keik] — пирожное, кекс

² life [laif] — жизнь

³ butter ['bʌtə] — масло

⁴ plant [plɑnt] — растение

⁵ leaves [li:vz] — листья

⁶ tomato [tə'mɑ:təu] — догадайтесь о значении этого слова

Where does our food come from?

Some people grow their food, but usually we buy it.

Remember to buy and eat the right food! Remember the proverb: An apple a day keeps the doctor away. Eat a lot of fruit and vegetables! Drink milk and juice! They've got a lot of vitamins [ˈvɪtəˌmɪnz].

Do you eat the right food?

LET US WRITE

- Write 6 questions (see Exercise 1).
- Learn to write these words.


last, year, week, month, food, today, much



PUZZLE TIME

Find the rhyming twins.

Example: fast — last.



39. Lesson Thirty-Nine The Thirty-Ninth Lesson

Review 2


LET US TALK

1. You've learned the poem "Robin", haven't you? You know that he is a great eater. Look at the picture and say what he ate.

Examples: He ate a lot of (much) ...

He ate many ...

Robin



2. We believe your parents eat the right food. Say:
- what they usually eat and drink for breakfast, lunch, dinner, supper;
 - I wonder what you like (don't like) to eat and drink.
3. We hope you help your parents buy food. Say:
- what you usually buy;
 - what you bought yesterday;
 - what your mother usually buys;
 - what your father bought yesterday.
4. Who has got a good memory? Play the "Champion" game.
- a) A: I'd like to have different toys: birds and monkeys.
B: I'd like to have different toys: birds, monkeys and bears. ...
- b) A: I've got toys of different colours: red and yellow.
B: I've got toys of different colours: red, yellow and white. ...
5. Pretend you are a teacher. Ask your classmates questions. Let them answer your questions using the word "different". Here is the table to help you.

Example: Teacher: What fruits do you know?

Pupil: I know different fruits: apples, bananas, oranges.

What	countries	do you know?
	animals	
	games	
	colours	
	vegetables	
	fruits	

6. Interview your classmate. Ask him (her) what he (she) bought, ate, drank yesterday.

LET US READ

7. Choose and read aloud the words on the topic "Food".

make, made, apple, friend, eat, from, sweet, little, cup, different, tea, hopscotch, milk, tree, juice, Great Britain, drink, glass, coffee, many, grow, much, drank, ate, country, ice-cream, see, saw, thought, egg, could, pilot, porridge, grew, bread, soup, love, meat, fish, came, potato, tasty, buy, fruit, bought, vegetable, carrot

8. Read to know more about English people.

The English have four meals¹ a day: breakfast, lunch, tea and dinner or supper.

In England breakfast time is between² seven and nine, lunch time is between twelve and two, tea is between four and five and dinner or supper time is between seven and ten.

* * *

We know that some of you don't like porridge. But English people like porridge very much. They usually eat it for breakfast. They like to eat porridge with milk.

¹ meals [mi:lz] — прием пищи

² between [bi'twin] — между

English people don't eat much bread. They never eat bread with meat or vegetables. But they sometimes¹ eat bread with soup.

9. Read the questions in A, choose and read aloud the right answers in B.

A Do English people like porridge?

What do the English sometimes eat bread with?

How many meals a day do the English have?

When is breakfast time in England?

What is English people's last meal?

Do the English eat porridge for breakfast or for dinner?

Do English people drink a lot of tea?

Do the English drink tea from cups or glasses?

Do English people eat much bread?

What do the English like to eat porridge with?

What do English people like to drink tea with?

B They like to eat porridge with milk.

They have four meals a day.

In England breakfast time is between seven and nine.

They eat porridge for breakfast.

No, they don't.

They sometimes eat bread with soup.

They drink tea from cups.

They like to drink tea with milk.

Their last meal is dinner or supper.

Yes, they like porridge very much.

Yes, they drink a lot of tea.

LET US WRITE

10. Interview your friend: ask him (her) what he (she) ate and drank yesterday. Write your questions and his (her) answers.

¹ sometimes ['sʌmtaɪmz] — иногда



How many words can you find? (16 words)

f	o	o	d	r	i	n	k	a	b	c
n	i	g	i	c	e	c	r	e	a	m
o	p	q	f	i	s	h	r	s	t	e
y	r	a	f	r	u	i	t	b	c	a
d	e	f	e	g	g	r	o	w	g	t
k	e	t	r	e	e	m	n	c	o	a
s	t	u	e	v	w	x	y	o	z	s
d	e	a	n	i	m	a	l	f	f	t
j	k	l	t	e	a	m	o	f	o	y
t	u	v	w	x	k	s	w	e	e	t
c	d	e	f	g	e	n	i	e	j	k

40. *Lesson Forty* *The Fortieth Lesson*

Optional Lesson (☉ No 46)

41. *Lesson Forty-One* *The Forty-First Lesson*

Home Reading Lesson

7

42. Lesson Forty-Two The Forty-Second Lesson

LET US LEARN

1. Learn to pronounce and use the new words, Ⓞ No 47.
2. Try and read the new words.

men, ten — **send** — **sent**
glass, can't — **party**

3. Learn to read the words and sentences: first read them to yourself, then aloud.

holiday ['hɒlədeɪ], a holiday — holidays. On holidays people don't work. I like holidays, do you? I think that all people like holidays. It was a holiday yesterday and we had a party.

present ['prezənt], a present — presents, get a present, send a present, buy a present. Yesterday I got a lot of presents. What presents did you get? Mother gave me a book, a toy and a box of sweets as presents.

4. Say:

— what birthday presents you got yesterday;

Example: I got a nice English book as a birthday present yesterday.

— when you had a party;

Example: I had a party last week.

— what presents you sent to your friends.

Example: I sent a big doll to Alice who was six yesterday.

LET US READ AND LEARN

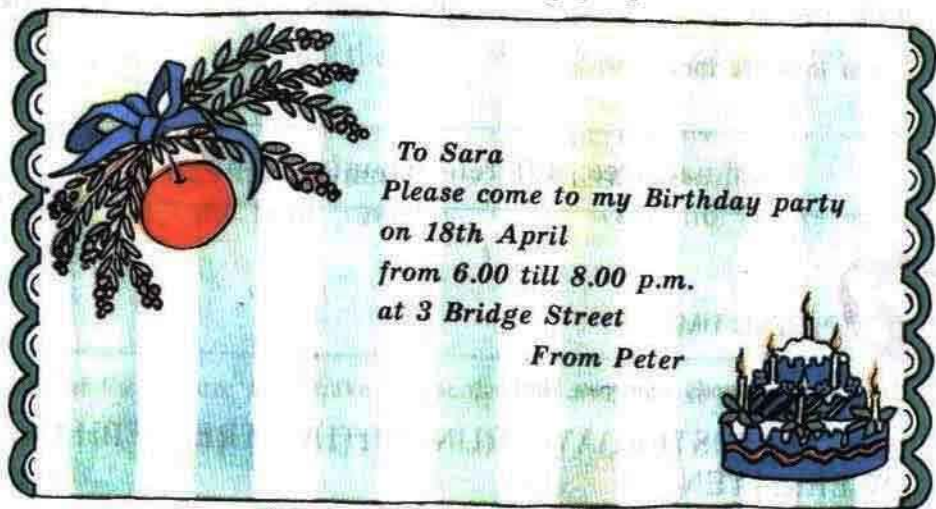
5. Learn how to say telephone numbers.

Say 0 like the letter¹ "o" or the word² "oh". 4312086 — "four three one two oh eight six".

For double³ number, 55, say "double five". 7065544 — "seven oh six double five double four".

6. Practise your own telephone number.

7. Learn how to invite friends to your birthday party.



8. Listen, read and learn, Ⓞ No 48.

English on the Phone

Susan: 6548201.

John: Hello. Could I speak⁴ to Susan, please?

Susan: This is Susan. Hello.

John: It's John here. I'm having a birthday party on Saturday.⁵
Can you come?

Susan: I'd love to.

John: Great! See you there. About seven o'clock.

¹ letter ['letə] — буква

² word [wə:d] — слово

³ double ['dʌbl] — удвоенная

⁴ speak [spi:k] — говорить

⁵ Saturday ['sætədi] — суббота

LET US TALK

9. Role play the dialogue "English on the Phone".
10. Telephone your friend and invite him (her) to your birthday party.

LET US WRITE

11. Write your telephone number and your friend's telephone number in words.
12. Learn to write these words.

animal, tree, different, country, grow — grew



PUZZLE TIME

How many words can you find?

LASTASTYESTERDAYEARUNOWITHOUTREELEPHANTAGR
OWEEKITTEN

43. *Lesson Forty-Three* *The Forty-Third Lesson*

LET US LEARN

Remember!

There is a book on the table. **There are** books on the table.
Is there a book on the table? **Are there** books on the table?

Yes, **there is**.

No, **there is not (isn't)**.

There is no book on the table.

there is = there's

Yes, **there are**.

No, **there are not (aren't)**.

There are no books on the table.

there are = there're

Remember!

There was a book on the table.

Was there a book on the table?

Yes, **there was**.

No, **there was not (wasn't)**.

There was no book on the table.

There were books on the table.


Were there books on the table?

Yes, **there were**.

No, **there were not**.

There were no books on the table.

1. Look at the picture and make the sentences complete (see p. 140).



There is ... on the table.
There are ... on the table.
Is there ... on the table?

Are there ... on the table?
There is no ... on the table.
There are no ... on the table.

2. Have you got a good memory? Say what there was on the table.

There was ... Were there ... ?
There were ... There was no ...
Was there ... ? There were no ...

3. Say:

— what you'd like to give to your friend on his (her) birthday;

Example: I'd like to give a book to my friend on his (her) birthday.

— what you'd like to get as a birthday present.

Example: I'd like to get a puppy as a birthday present.

ball book puppy box of sweets bird dog
kitten elephant monkey tiger cow
horse crocodile

4. Say what there is (there are) usually on the table at your birthday party.

Example: There is a big cake on the table at my birthday party.

5. Learn to pronounce and use the new words, Ⓞ No 49.

LET US READ AND LEARN

6. Listen to the song "Happy Birthday", Ⓞ No 50. Read and learn it.



See page 331.

HAPPY BIRTHDAY

I

Happy birthday to you!
Happy birthday to you!
Happy birthday, happy birthday,
Happy birthday to you.

II

How old are you now?
How old are you now?
Happy birthday, happy birthday,
How old are you now?

III

Happy birthday to you!
Happy birthday to you!
Happy birthday, dear Helen!
Happy birthday to you.

LET US READ

7. Read the text to find out what present Billy liked best of all.

BILLY'S BIRTHDAY

Billy was four yesterday. In the morning when Billy was still¹ in bed, his Mum and Dad came into his room. They kissed him and said:

— Good morning, dear. Do you know that it's a holiday today?

— No, I don't. What holiday is it?

— It's your birthday, dear! And do you know how old you are today?

— I'm sorry, I don't.

— You are four today! Happy birthday to you, dear! And here are some birthday presents for you.

And they gave him the presents: a big brown funny toy-monkey, three nice books for little children and a box of sweets. Then they gave Billy a telegram ['teligræm] which his aunt sent him on his birthday. The telegram said: "Happy birthday, dear Billy! Have a good time! Love from your aunt Polly."

Billy was happy to get that telegram from his aunt whom he loved dearly. He liked the presents that his parents gave him very much, too. He thanked his parents and kissed them.

In the afternoon Billy had a birthday party. At three o'clock his friends came. They gave Billy different presents: books, toys, sweets and many other things. Billy thanked them all.

¹ still [stil] — все еще

At four o'clock they sat¹ down at the table. They saw a big cake on the table with four candles² in it — Billy was four that day.

The children ate and drank a lot: juice, bananas, oranges, apples, cookies, sweets, ice-cream, and many other tasty things.

Not only did the children eat and drink a lot of tasty things — they played different games and had a very good time.

Billy's friends and parents sang him a song.³

Happy birthday to you!
Happy birthday to you!
Happy birthday, dear Billy!
Happy birthday to you!

In the evening Billy's Granny and Grandpa came. They gave him a present, too. Do you know what they gave him as a present? — A nice little funny puppy! How happy Billy was to get that present!



LET US TALK

8. Interview your classmate. Here are some questions to help you.

How old are you now?

How old were you last year?

Do you usually have a party on your birthday?

¹ sat [sæt] — сели

² candle ['kændl] — свеча

³ sang him a song ['sæŋ him ə'sɔŋ] — спели ему песню

- Who usually comes to your birthday party?
- Who usually gives you presents?
- Do you like to get presents?
- What presents do you like to get?
- What presents did you get last year?
- What presents do you like to give to your friends and relatives?
- What present did you give to your little sister last year?
- What food does your mother usually buy for your birthday party?
- What was there on your holiday table when you had a birthday?
- What did you do at your birthday party?
- Did you have a good time?

9. It's always fun to have a birthday party, isn't it? Tell your classmates about your (your friend's) birthday party.

LET US WRITE

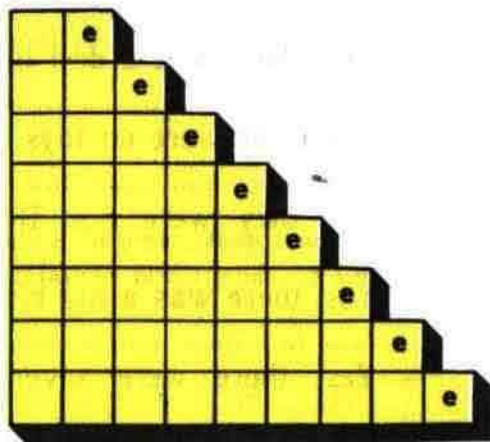
10. Look at the picture (see Exercise 1) and write what there is (there are) on the table.
11. Learn to write these words.

holiday, send — sent, party, present



PUZZLE TIME

Fill in the missing letters to build up "the ladder".



44. Lesson Forty-Four

The Forty-Fourth Lesson

LET US LEARN

1. Look at the pictures and ask your classmates questions. Let them answer your questions.

Is there ... } on (in, under, near) the ... ?
Are there ... }



2. a) Here are Jane's answers. What are John's questions?

-
- Yes, there was a doll in the box.
-
- No, there were no toys under the table.
-
- No, they were not. The tigers were under the chair.
-
- Yes, there was a big birthday cake on the table.
-
- Yes, there were seven candles in the birthday cake.
-

— No, there was apple juice in the glass.

b) Now one of you is Jane, the other is John. Act the conversation.

3. Read Jane's questions in A and find John's answers in B.

A Were you happy when you got a lot of presents?
When did you have your birthday party?
What presents did you get?
Do your parents send telegrams to their friends on their birthdays?
What holiday do you like best of all?
Can trees grow without water?
Different animals live in different countries, don't they?

B I got a big red and yellow ball and two English books as presents.
I like the New Year best of all.
No, they can't.
Yes, they do.
Yes, they usually do.
Yes, I was very happy.
Last week.

4. Learn to pronounce and use the new words, Ⓞ No 51.

5. Try and read the new words.


knew — new grow — open
hop — shop celebrate ['selibreit]


LET US READ AND LEARN

6. On Christmas English people congratulate each other. They send each other cards. Learn how to congratulate your relatives and friends on Christmas¹ (see page 146).

¹ Christmas [krɪsməs] — Рождество



7. And here is the song which the English sing on Christmas. Listen,  No 52, read and learn it.

 See page 331.

WE WISH YOU A MERRY¹ CHRISTMAS

We wish² you a merry Christmas,
We wish you a merry Christmas,
We wish you a merry Christmas
And a happy New Year.

LET US READ

8. Do you want to know how English people celebrate Christmas? Then read the text "Christmas".

¹ merry ['merɪ] — веселый

² wish [wɪʃ] — желать

CHRISTMAS

I

The 25th of December¹ is Christmas Day. It's a happy holiday for many people in different countries.

Some weeks before Christmas English people are busy. They send greeting cards² to all their relatives and friends. You can buy Christmas cards or you can make them. Many children make their cards at school.

People buy a Christmas tree and decorate³ it with toys, coloured balls and little coloured lights.⁴

On Christmas Eve⁵ people put their presents under the tree. When children go to bed, they put their stockings⁶ near their beds.

At night Father Christmas comes. He has got a big bag of presents for children. He puts the presents into the children's stockings.



LET US TALK

9. Let us see if you remember what you've read about.

Answer the questions.

When is Christmas Day?

Is it a happy holiday for all people?

Why are people busy some weeks before Christmas?

¹ December [dɪ'sembə] — декабрь

² greeting card ['grɪtɪŋ 'kɑ:d] — поздравительная открытка

³ decorate ['dekəreɪt] — догадайтесь о значении этого слова

⁴ light [laɪt] — огонек

⁵ eve [i:v] — канун

⁶ stocking ['stɒkɪŋ] — чулок

- 147 Where can people get Christmas cards?
 How do people decorate a Christmas tree?
 Where do the English put Christmas presents?
 When do they do it?
 Where do children put their stockings when they go to bed?
 Who comes at night?
 What is there in Father Christmas' bag?
 Where does he put Christmas presents for children?

LET US WRITE

10. Look at the picture (see Exercise 8) and write what presents for children were in Father Christmas' bag.

Example: There was a ball in the bag.

11. Learn to write these words.

celebrate, new, shop (go shopping), open



PUZZLE TIME

Solve the puzzle. (8 words)



45. Lesson Forty-Five

The Forty-Fifth Lesson

LET US LEARN

1. Learn to pronounce and use the new words, ⑤ No 53.
2. Learn to read the words and sentences: first read them to yourself, then aloud as quickly as you can.
 - [ɪ] drink, bring.
 - [ɔ:] thought, brought, bring — brought. Bring me the ball, please! Yesterday Father didn't bring carrots, he brought potatoes. Who brought fruit yesterday? Mum did.
 - [ɔ] shop, doctor, often. Do you often go shopping? No, I don't. My father doesn't often watch TV — he has no time. We often go to see my Granny.
 - always ['ɔ:lweɪz]. Do you always take a shower in the morning? Of course I do. Mrs. Green always has a party on her birthday.
 - [ɪ] little, kitten, visit, to visit friends, to visit relatives. Do you always visit your friends when they are ill? Of course. My father visited Great Britain and America last year.
 - [ʌ] some, sometimes. Sometimes my parents visit their old friends. Does your father often watch TV? — No, only sometimes.
 - invite [ɪn'vaɪt], invite friends. Please, invite Bob to your birthday party! I don't want to invite him!
 - [e] get, send, a letter, a letter — letters. Do you often send letters to your Granny? Yes, I do. Last week I got a letter from my American friend.
 - [aɪ] write, write — wrote. My sister doesn't like to write letters but I do. Do you like to write letters?
 - [ou] home, only, only one, only boys, only sometimes. There was only one apple in the basket. Do you often go shopping? No, only sometimes.

3. Interview your classmates. Here is the table to help you.

Do	you	often	bring	bread?
Does	your parents	always	come to	their friends?
	your friend	sometimes	see	present to you?
	your sister		visit	New Year?
	your relatives		celebrate	breakfast?
			go shopping	
	your uncle		send	his birthday?
			make	vegetables and
				fruit
			buy	letters
			write	your relatives?
			invite	

LET US READ AND LEARN

4. Congratulate your nearest and dearest on New Year. Do it this way.

A: Happy New Year!

B: The same to you.

LET US READ

5. Go on reading the text about "Christmas".

CHRISTMAS

II

Every year there is a very big Christmas tree in the centre of London, in Trafalgar Square.¹ This is a present from the people of Norway² to the people of Great Britain. They send it to Londoners every year and Londoners decorate the Christmas tree.

(In the evening before Christmas people like to come to

¹ Trafalgar Square [trə'fælgə 'skwɛə] — Трафальгарская площадь

² Norway [ˈnɔ:weɪ] — Норвегия

Trafalgar Square to look at the tree. On Christmas Eve the streets in London are decorated, too.

The shops are very busy at Christmas. People want to buy presents for their family and friends (for their nearest and dearest). And they buy a lot of food and drink for all the Christmas parties.

People open their presents on Christmas morning and they all are happy with what they get.)

For Christmas lunch people eat turkey, potatoes and green vegetables. Then they have the Christmas pudding. At five o'clock it's time for tea and Christmas cake.

On Christmas people wish their nearest and dearest a merry Christmas.

The day after Christmas is Boxing Day. People usually visit their relatives and friends. They do not work on that day.

6. Choose and read aloud the sentences which are true of the text.

- 1 Every month there is a big Christmas tree in Trafalgar Square.
- 2 Every year there is a big Christmas tree in Trafalgar Square.
- 3 This is a present from Norway.
- 4 American people send a tree as a present.
- 5 There are no people in the shops on Christmas Eve.
- 6 The shops are busy at Christmas.
- 7 People buy presents at Christmas.
- 8 People don't buy presents for their family and friends.
- 9 The English open their presents on Christmas Eve.
- 10 People open their presents on Christmas morning.
- 11 For Christmas dinner people eat turkey and the Christmas pudding.
- 12 For Christmas dinner people eat pizza and hamburgers.



LET US TALK

- 7. Pretend your friends (your relatives) don't know how English people celebrate Christmas. Tell them about it.**

LET US WRITE

8. Write a letter to your friend and tell him (her) how you celebrated Christmas.
9. Learn to write these words.

bring (brought), often, always, visit, sometimes,
invite, letter, write (wrote), only



PUZZL TIME

Guess the riddle.

It's running
Night and day
But it never
Runs away.

46. *Lesson Forty-Six*
The Forty-Sixth Lesson

Review 3

LET US TALK

1. What Peter says is not true and Tim corrects him. Say it for Tim.

Example: Peter: Mary often goes shopping.

Tim: No, she doesn't often go shopping. She goes shopping only sometimes.

Peter: Jack always brings flowers to his sister on her birthday.

Tim:

Peter: Bill always invites his friends to his birthday party.

Tim:

Peter: Tom's uncle often visits his relatives.

Tim:

Peter: Amy often writes letters to her friend.

Tim:

Peter: Aunt Polly always sends presents to her cousin.

Tim:

2. Say what you *often*, *always*, *sometimes* do.

3. Give Jack's answers to Phil's questions.

Phil: Do you like holidays?

Jack:

Phil: What holidays do you like and why?

Jack:

Phil: Do you always send greeting cards to your friends and relatives on holidays?

Jack:

Phil: What do you usually write on the cards?

Jack:

Phil: Do you often get greeting cards on holidays?

Jack:

4. Now pretend that one of you is Phil, the other is Jack. Act out the conversation. Change over.

5. Think of five more questions which Phil could ask.

6. Ann and Jane are playing a "Guessing game". Look at the picture and say what Ann asks and what Jane answers.



Ann: Is there a ...

{	on
	under
	near

 the ...?

Are there ...

Jane: Yes, there is a ...

No, there are no ...

7. Last week Sally was at her friend's birthday party. Ask her what there was on the holiday table.

Examples: Was there a birthday cake on the table?

Were there candles in the birthday cake?

8. Telephone your friend and invite him (her) to your birthday party.

9. Tell your classmates how you celebrated Christmas or the New Year.

LET US READ

10. You know how English people celebrate Christmas. Now read how some of them celebrate the New Year.

NEW YEAR

Not all English people celebrate New Year. Those who do celebrate it on the 31st of December. A lot of people go to Trafalgar Square to see the Christmas tree. They have a New Year party at home. On that day they wish their dearest and nearest a "Happy New Year". When Big Ben strikes¹ twelve they drink a toast [toust] to the New Year.

In America people celebrate New Year, too. They visit their relatives and friends or have parties at home.

English and American people often



¹ strikes [straiks] — бьет (о часах)

make New Year's resolutions¹ — they are promises² for the New Year.

Children make New Year's resolutions, too. This is what Phil, an English boy, wrote: "I often make resolutions but I don't always keep³ them. This year I am going:

- to help Mum about the house;
- to be nice to my little sister;
- to do exercises every morning;
- not to be late for school;
- to go to the swimming pool every day.

My Mum isn't going to eat chocolates, bread or spaghetti. Dad is going to play tennis every day. My Mum and Dad usually keep their resolutions but I don't."

And what about you? Do you make New Year's resolutions? Do you always keep them?

A JOKE

Sam: I've got a New Year's resolution. I can easily⁴ keep it.

Mum: What is it?

Sam: I am not going to make any more New Year's resolutions.

11. Answer the questions.

1. Do all English people celebrate New Year?
2. When do they celebrate it?
3. In what way do English people celebrate New Year? Do American people celebrate New Year?
4. Do English and American people often make New Year's resolutions?
5. What are New Year's resolutions?
6. Do you make New Year's resolutions?
7. What are they?
8. Do you always keep them?

¹ make resolution ['meɪk ,rezə'lu:ʃn] — давать себе слово, обещать

² promise ['prɒmɪs] — обещание

³ keep [ki:p] — держать, выполнять

⁴ easily ['i:zɪli] — легко

12. Which holiday do you like best and why?

LET US WRITE

13. Write a composition about the holiday you enjoyed.



PUZZLE TIME

Pick up the rhyming twins and write them down.



47. Lesson Forty-Seven The Forty-Seventh Lesson

Optional Lesson (⊙ No 54)

48. Lesson Forty-Eight The Forty-Eighth Lesson

Home Reading

Lesson

8

Pets and Other Animals

49. Lesson Forty-Nine The Forty-Ninth Lesson

LET US LEARN

Remember!


(the) ... + -th

Example: four + -th → (the) fourth

1 one — (the) first	7 seven — (the) seventh
2 two — (the) second	8 eight — (the) eighth
3 three — (the) third	9 nine — (the) ninth
4 four — (the) fourth	10 ten — (the) tenth
5 five — (the) fifth	11 eleven — (the) eleventh
6 six — (the) sixth	12 twelve — (the) twelfth

(see p. 319—320)

1. The animals are running a race. Look and say which of them is the first (the second, the third ...).



2. Look at the picture (Exercise 1). Agree or disagree.

The giraffe is the first one.
The cat is the second one.
The crocodile is the twelfth one.
The bear is the sixth one.
The horse is the eighth one.
The elephant is the third one.
The cow is the fifth one.
The dog is the tenth one.
The tiger is the fourth one.
The hare is the ninth one.
The fox is the seventh one.
The monkey is the eleventh one.

3. Learn to pronounce and use the new words, © No 56.

4. Try and read the new words.

let — pet

teacher — teach

book — look after

bought — taught

letter — clever

5. Read aloud the sentences which are true to the picture.

Kitty hasn't got a pet.

Kitty doesn't teach her dog.

Kitty has got a pet.

Kitty teaches her dog.

Her pet is a kitten.

Kitty's father looks after the dog.

Her pet is a dog.

Kitty looks after her pet.

The dog is clever.

The dog isn't clever.



6. Learn the poem "My Pet" and try to compose a poem about your pet.

MY PET

I've got a pet.
It's a cat.
His name's Fred.
I love my cat.

LET US READ

7. Mike has got some pets. Do you want to know about them? Then read his letter to Paul.

Dear Paul!

You know that I've got two pets: a cat called Tom and a dog — Killer. Now I've got another pet — it's a bird, a parrot.¹ His name is Chatterbox. He's green, blue and yellow. He's a big, funny, nice bird. I teach him to talk. Now Chatterbox can say: "Hi!" and "What a nice bird!" and "Let's play!"

What a pity you can't see him! But here is his photo [f'outou]. Do you like him?

I like to play with my parrot. He can play hide-and-seek! He hides under the table. I say, "Chatterbox, where are you?" And he says, "Hi!" or "Let's play!" What fun it is to play with Chatterbox!

With love from

Mike.



LET US TALK

8. You've read Mike's letter. Tell your Mum what Mike wrote about in his letter.

¹ parrot ['pærət] — попугай

9. Interview your classmates about their pets. Here are the questions to help you:

Have you got a pet?

What pet have you got?

What's his (her) name?

Does your pet answer to his (her) name?

How old is your pet?

What colour is your pet?

Is your pet big or little?

What do you teach your pet to do?

Your pet is clever, isn't he (she)?

What can your pet do?

What do you give your pet to eat and drink?

What does your pet like to eat and drink?

Do you take your pet for a walk?

Do you play with your pet?

Who looks after your pet?

LET US WRITE

10. Write it right (see Exercise 5).

11. Learn to write these words.

pet, look after, clever, teach (taught)



PUZZLE TIME

Finish up the rhymes.

I've got a kitten.

It's in the box.

She's got a monkey,

He's got a

The kitten's in the box.

The monkey's on the chair.

The fox is there, too

But where's the ... ?

50. Lesson Fifty

The Fiftieth Lesson

LET US LEARN

Remember!

- 13 thirteen — (the) thirteenth
- 14 fourteen — (the) fourteenth
- 15 fifteen — (the) fifteenth
- 16 sixteen — (the) sixteenth
- 17 seventeen — (the) seventeenth
- 18 eighteen — (the) eighteenth
- 19 nineteen — (the) nineteenth

(see p. 320)

1. Say in words.

a) Example: 17 — seventeen.

17, 10, 13, 19, 11, 15, 14, 18, 12, 16

b) Example: 13 — the thirteenth.

18, 15, 19, 14, 11, 16, 12, 17, 10

2. What number comes:

after: 10, 15, 18, 14, 12, 17, 11, 13, 16;

before: 16, 13, 11, 17, 12, 14, 18, 15, 10, 19?

3. Can you count well? Say quickly how much it is.

Example: $13 + 6 = 19$ thirteen and six is nineteen

$14 + 2 = ?$

$8 + 5 = ?$

$8 + 4 = ?$

$5 + 10 = ?$

$6 + 1 = ?$

$17 + 2 = ?$

$9 + 3 = ?$


$4 + 4 = ?$

$10 + 7 = ?$

$6 + 9 = ?$

4. Look at the pictures and say:

- what pets the children look after;
- what the children teach their pets to do;
- what you think of the pets;
- what you think of the children.



5. Learn to pronounce and use the new words, © No 57.

6. Try and read the new words.

dog — long

sport — short

pet — neck

tail [teɪl]

7. Now read the words as quickly as you can.

teach, long, clever, short, look after, neck, pet, tail

8. Choose and read aloud the words that go with the sounds: [ɔ], [ɔ:], [e], [eɪ].

book, only, write, not, invite, visit, shop, party, open, long, send, tree, food, made, short, month, grow, country, different, tasty, last, year, pet, doctor, apple, box, sport, eat, week, bought, sweet, taught, holidays, today, always, neck, breakfast, men, face, tail, often

LET US READ AND LEARN

9. Read, learn and role play the dialogue.

Dick: I say, Tony, let's go to the Zoo!

Tony: That's a good idea!

10. Read the poem "What Colour Are They?" and learn it by heart.

WHAT COLOUR ARE THEY?

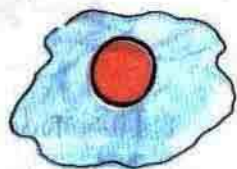
I



Please, tell me
What is green?
Grass¹ is green,
So long and clean.

II

What is red?
Asks little Fred.
The ball is red,
Says his brother Ted.




III



What is grey?
Can you say?
Yes, I can.
The mouse is grey.

IV

What is white?
I want to know
Milk is white
And so is snow.²



¹ grass [grɑ:s] — трава

² snow [snəʊ] — снег

11. There are a lot of tales¹ about animals. Start reading this one. Who is this tale about?

THE FUNNY ANIMAL

I

This is the tale of a little old man. His name is Dob. And it is the tale of Dob's friend — a dog. The dog's name is Rover.



This is Dob.



And this is Rover.

And it is the tale of a very funny animal.

One day Dob is busy. He is making lunch. He is making porridge, hamburgers and meat-balls — he knows that his friend Rover likes them very much.

When Rover came, the lunch was on the table. He saw the meat-balls and said: "M-m-m. Great!" The two friends ate the meat-balls and porridge and drank some milk.

After lunch Dob and Rover went for a walk.

¹ tale [teɪl] — сказка



LET US TALK

12. This tale is going to be interesting. Start telling it to your sister, brother or friend.

LET US WRITE

13. Write in words.

Example: 12 twelve — (the) twelfth.

12, 13, 14, 15, 16, 17, 18, 19

14. Learn to write these words.

thirteen, fourteen, fifteen, sixteen,
seventeen, eighteen, nineteen



PUZZLE TIME

How many words can you find? (15 words)

p	a	r	t	y	y	s	h	o	p
u	d	e	a	x	z	q	m	p	u
t	o	y	i	c	l	e	v	e	r
j	p	f	l	o	o	k	o	n	o
t	e	a	c	h	n	e	c	k	n
a	t	g	k	e	g	r	s	w	l
b	y	e	s	t	e	r	d	a	y
c	s	h	o	r	t	t	v	z	a

51. *Lesson Fifty-One* *The Fifty-First Lesson*

LET US LEARN

Remember!

- 20 twenty — (the) twentieth
- 30 thirty — (the) thirtieth
- 40 forty — (the) fortieth
- 50 fifty — (the) fiftieth
- 60 sixty — (the) sixtieth
- 70 seventy — (the) seventieth
- 80 eighty — (the) eightieth
- 90 ninety — (the) ninetieth
- 100 hundred — (the) hundredth
- 21 twenty-one — (the) twenty-first
- 32 thirty-two — (the) thirty-second
- 43 forty-three — (the) forty-third
- 54 fifty-four — (the) fifty-fourth
- 65 sixty-five — (the) sixty-fifth

76 seventy-six — (the) seventy-sixth
87 eighty-seven — (the) eighty-seventh
98 ninety-eight — (the) ninety-eighth
109 one hundred and nine
200 two hundred

(see p. 320)

1. Say in words:

- a) 20, 50, 30, 60, 40, 90, 70, 100, 80;
b) 81, 74, 92, 45, 63, 38, 56, 27, 99.

2. Learn to pronounce and use the new words, Ⓢ No 58.

3. Try and read the new words and sentences.

lion ['laɪən]: a lion, a lion — lions, a big lion, a toy-lion. What colour is your toy-lion? My toy-lion is yellow and grey.

wolf [wʊlf] — wolves [wʊlvz], a grey wolf, a hungry wolf. I think that wolves are always hungry. What animals do wolves eat?

4. Try and read the "ladders" as quickly as you can.

a lion

a toy-lion

a yellow toy-lion

a big yellow toy-lion

a big nice yellow toy-lion

a big nice yellow and brown toy-lion

a wolf

a big wolf

a big grey wolf

a big grey hungry wolf

a big grey hungry wolf ate a hare

a big grey hungry wolf ate a hare and a fox

5. Make up as many true sentences as you can.

The giraffe	has got a	long	neck.
The elephant		short	tail.
The bear			
The fox			
The hare			
The dog			
The cat			
The crocodile			
The monkey			
The lion			
The wolf			
The horse			

LET US READ

6. Read the tale to the end to find out what funny animal Dob and Rover saw.

THE FUNNY ANIMAL

II

"Look, Rover!" said Dob. "What a funny animal!"

"Oh, yes! He is very funny, but I don't know what animal it is," said Rover.

"Are you a giraffe?" asked Dob, looking at the animal's long neck.

"No, I'm not!" said the funny animal.

"Are you a crocodile?" asked Rover, looking at the animal's long tail.


"No, I'm not!" said the funny animal.

"Well!" said Dob and Rover. "Who are you?"

"I'm a crocoraffe," said the animal.

"A crocoraffe?" said Dob and Rover.

"Yes, I am! And I'm very hungry," said the animal. "What have you got for a very hungry crocoraffe?"



"Oh!" said Dob, "I've got porridge and milk."

"I don't like porridge and I don't like milk," said the animal.

"Well," said Dob, "what about hamburgers and tea?"

"Crocorafte don't like hamburgers and tea. Have you got a toy for me?"

"What?! A toy — to eat?!" said Dob and Rover.

"Oh, yes," said the crocoraffe. "And very good and tasty they are — toys. I like toy-bears, toy-monkeys and dolls."

"I'm very sorry, Crocoraffe," said Dob. "I haven't got toys in this house."

"Oh, dear!"¹ said the crocoraffe. "And I'm so hungry."

"Hey, Dob!" said Rover. "What about balls for Crocoraffe?"

"Oh, yes, Rover!" said Dob. "Do you like meat-balls? We had meat-balls for lunch."

"M-m-m! Very good they are — meat-balls," said the crocoraffe. "Can I have two, please?"

"You can have ten, Crocoraffe," said Dob. "Help yourself."

The Crocoraffe ate ten balls and was very happy. He was so happy that he started singing.

I like toy-bears, monkeys, dolls
But best of all I like meat-balls.

¹ Oh, dear [ou 'diə] — О, боже!

² help yourself ['help jɜ'self] → угощайся

7. Find and read aloud the sentences to illustrate the pictures.

LET US TALK

8. Think and say:

Why is the funny animal's name Crocoraffe?

Can you think of a funny animal?

What is it?

What is its name?

Why?

LET US WRITE

9. Write in words.

20, 100, 80, 60, 50, 40, 30, 70, 90



PUZZLE TIME

Look at the pictures of these funny animals and say who is who.

Examples: The first animal is a parrottiger.

The second animal is a ...





52. Lesson Fifty-Two

The Fifty-Second Lesson

LET US LEARN

1. Play a "memory game". Look at the pictures for a minute, then close the book, name all the animals you saw and say:
- which animal is the first (second);
 - which animal has got a long (short) tail;
 - which animal has got a long (short) neck.



2. Put the sentences in the correct order to make the conversation and role play it.

— Have you got a pet?

— What does your father teach Rover to do?

— His name is Rover.

— What is it?

— We all do. Mum feeds¹ him. I take him for a walk and Dad teaches him.

— What's his name?

— Dad teaches him to run after a ball and bring it back to him.

— Who looks after Rover?

— What a clever pet you've got! What colour is your dog?

— Yes, I have.

— He's black. He has got a long neck and a short tail.

— Oh, how I'd love to have a pet, too!

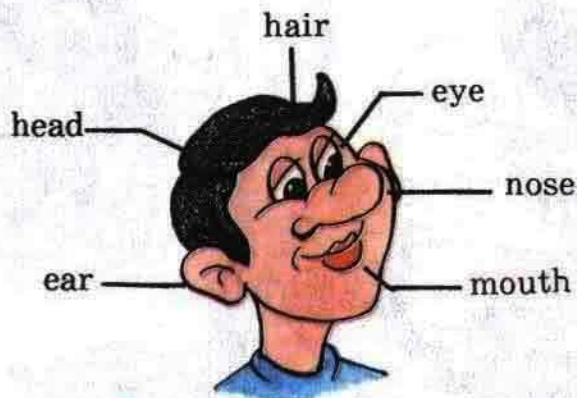
— It's a dog.

3. Play a "number game". Pretend one of you is Rita and the other is Mary.

Example: Rita: How much is eight and eleven?

Mary: Eight and eleven is nineteen.

4. Look at the picture. Read and learn the new words.



5. Learn to pronounce and use the new words, ☉ No 59.

¹ feed [fi:d] — кормить

6. Find the rhyming twins.

buy,	nose,
these,	eye,
bear,	hair,
head,	please
rose,	red

LET US READ AND LEARN

7. Listen to the game-song "Alouette", Ⓞ No 60. Read and learn three parts of it.



See page 332.

ALOUETTE

I

Alouette, little Alouette,
Alouette, play the game with me.
Put your finger¹ on your head,
Put your finger on your head,
On your head, on your head,
Don't forget,² Alouette, oh!

II

Alouette, little Alouette,
Alouette, play the game with me.
Put your finger on your eye,
Put your finger on your eye,
On your eye, on your eye,
On your head, on your head,
Don't forget, Alouette, oh!

¹ finger ['fɪŋgə] — палец

² don't forget ['dɒnt fə'get] — не забудь

III

Alouette, little Alouette,
Alouette, play the game with me.
Put your finger on your nose,
Put your finger on your nose,
On your nose, on your nose,
On your eye, on your eye,
On your head, on your head,
Don't forget, Alouette, oh!

LET US READ

8. Read the first part of the story "At the Zoo" and say why the zookeeper¹ didn't let Ted give a banana to the monkeys.

AT THE ZOO

I

Last week Mr. Smith and his son Ted went to the Zoo. They saw many animals there: tigers and lions, elephants and monkeys, giraffes and crocodiles, wolves and foxes, white bears and brown bears, horses and hares. They saw many different birds, too.

Ted watched the monkeys. They were so funny. They jumped, ran, played and made funny faces.

Ted wanted to give a banana to the monkeys but the zookeeper said:

"Don't do it, please! They are not hungry or thirsty now. I look after them and I know when and what to give them to eat and to drink."

"Oh, I'm sorry," said Ted. "I'm never going to do it again."

Then the zookeeper invited Ted and his father to have a look at a tiger cub.²

¹ zookeeper [ˌzuːˈki:pə] — one who looks after animals in a Zoo

² cub [kʌb] — the animal's child



9. Find and read aloud the sentences to illustrate the picture.

LET US TALK

10. Look at the picture and describe the animals.



11. Now you think of any funny mixed-up animal. Describe it and let your classmates guess what animal it is.

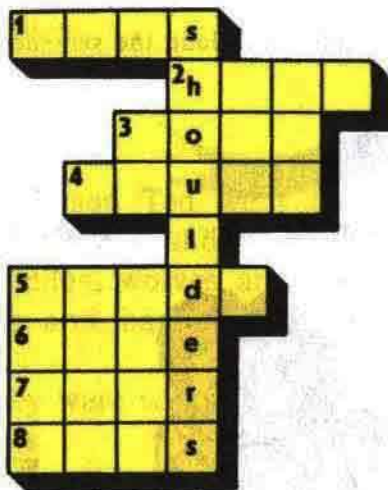
12. Draw the face of a funny fellow and write what is what (see Exercise 4).
13. Learn to write these words.

head, hair, eye, ear, mouth, nose



PUZZLE TIME

Complete the crossword.



53. Lesson Fifty-Three

The Fifty-Third Lesson

LET US LEARN

1. What are (is) you (your friend) good at? Say what you (your friend) can do well (can't do well).


Example: My friend can play chess well.
I can't play chess well.

Remember!

	+		?			
I	}	must read every day.	Must	}	I	write every day?
He					he	
She					she	
We					we	
You					you	
They					they	

I	}	must not (mustn't) eat too much ice-cream.
He		
She		
We		
You		
They		

2. Mr. Smith tells his children what they must do and what they mustn't do. What does he say? Pretend you are Mr. Smith and say it for him (see p. 178).



Mary, you must
Bob, mustn't

get up too late.
eat a lot of sweets.
help your mother about the house.
come to school in time.
be late for school.
look after your little sister.
get up.
eat too much ice-cream.
give sweets to your pet.
take your pet for a walk.
wash your hands before you eat.

3. Parents and teachers often tell children what they must do first. What do they say?

Example: Mother: do homework / go for a walk.

Mother: You must do your homework before you go for a walk.

Mother: wash hands / eat.

Granny: wash hands and face / go to bed.

Teacher: think / speak.

Grandfather: say goodnight / go to bed.

Father: do homework / play.

Teacher: think / write.

4. Learn to pronounce and use the new words, Ⓢ No 61.

5. Try and read the new words.

pet — leg night — right

neck — left

6. Choose and read the words: a) that go with the sound [e]; b) that don't go with the sound [a].

a) mouth, ear, leg, hair, head, eye, must, pet, wolves, clever, teach, tail, neck, short, left, present, grow, send;

b) right, nose, lion, teach, long, look after, only, invite, write, wrote, nine, visit, party, holiday, open

7. Listen, read and learn, Ⓞ No 62.

I LOVE MY DOG

I've got a dog,
His name is Jack.
His head is white,
His nose is black.

I take him out
Every day.
Such¹ fun we have!
We run and play.



Such clever tricks
My dog can do.
I love my dog!
He loves me too!

8. Listen to the song "I Found² a Cow", Ⓞ No 63. Read and learn it.



See page 332.

I FOUND A COW

I found a cow!
How?
I found a bear!
Where?
I found a hen!
When?
I found a bear!
I found a hen!
I found a cow!
Wow!

¹ such [sʌtʃ] — такой

² found [faʊnd] — нашел

9. Read the second part of the story "At the Zoo" and say how the zookeeper takes care of the tiger cub.

AT THE ZOO

II

Ted: Oh, what a nice little tiger.

Zookeeper: It's a tiger cub. It's time to give him his milk.

Ted: Hasn't the tiger cub got a mother?

Zookeeper: He's got a mother. But his mother hasn't got any milk.

Ted: So now you're the cub's mother?

Zookeeper: Well, I am! I look after him. I give him milk six to eight times a day — he is very little.

Ted: And how do you feed him?

Zookeeper: I warm¹ some cow's milk and give it to him in a bottle.



Ted: Does he like it?

Zookeeper: Yes, he does. He always wants more. Look at him now.

¹ warm [wɔ:m] — подогревать

Ted: He's beautiful¹, isn't he? What a nice pet!

Zookeeper: A pet! He isn't a pet. He must go back to his mother and live at the Zoo with the other tigers.

Ted: Have you got any other baby ['beɪbɪ] animals at the Zoo?

Zookeeper: Yes, we've got many. And they all take a lot of my time.

Father: Oh, excuse us, please. We've taken² a lot of your time too. Thank you very much.

Ted: Yes, thank you very, very much. Goodbye!

Zookeeper: Goodbye. Come and see the animals some other day.

10. Read the joke.

Teacher: What animal has got four legs?


Pupil: Two hens.

LET US TALK

- 11. Betty was at the Zoo last week. Alf wants to know about her visit there and asks her these questions. Pretend one of you is Alf, the other is Betty. Answer Alf's questions for Betty and role play the dialogue.**



Alf



Betty

- When did you go to the Zoo?
- Who did you go to the Zoo with?
- What animals did you see there?
- Which animals did you watch?

¹ beautiful ['bjʊ:tɪfʊl] — красивый

² We've taken ['wi:v teɪkɪ] — Мы заняли

- Did you feed the animals?
- What did you give them?
- Did you see a zookeeper there?
- Was the zookeeper a man or a woman?
- Did the zookeeper let you feed the animals?
- Did you see big animals?
- Did you see a baby-elephant?
- What animals are funny to watch? And why?
- What animals can swim?
- What animals do you think are clever?
- What animals have got long tails? Short necks?
- You had a good time at the Zoo, didn't you?
- When did you come home?
- Would you like to go to the Zoo again?

LET US WRITE

12. Make up and write not less than 6 sentences (see Exercise 2).
13. Learn to write these words.

must, left, right, leg



PUZZLE TIME

How many words that begin with the letter "c" do you remember? Write them down. Who is the champion?

54. Lesson Fifty-Four

The Fifty-Fourth Lesson

Optional Lesson (⊙ No 64)

55. *Lesson Fifty-Five* *The Fifty-Fifth Lesson*

Home Reading Lesson

9

56. *Lesson Fifty-Six* *The Fifty-Sixth Lesson*

Optional Lesson

57. *Lesson Fifty-Seven* *The Fifty-Seventh Lesson*

LET US LEARN

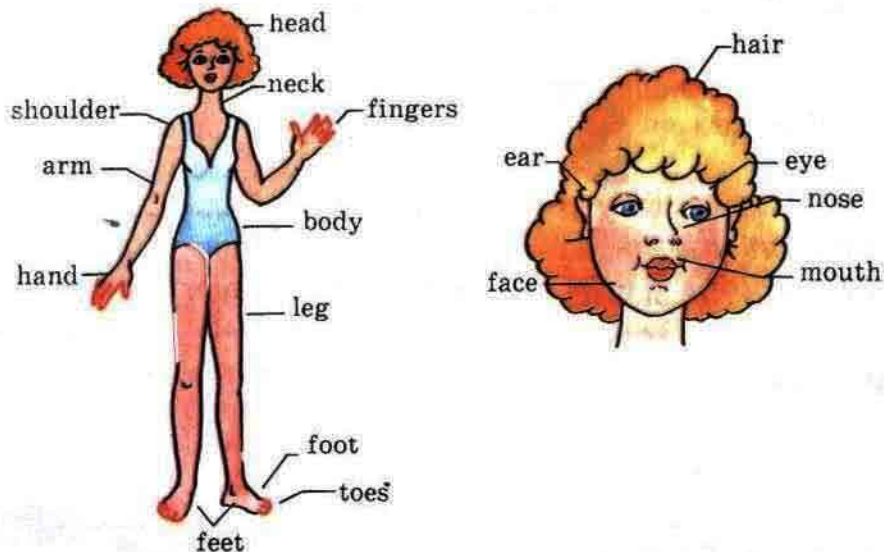
1. Can you tell right from wrong? Say what you must (mustn't) do. You may use the following:

help your mother about the house; go shopping; get up too late; look after your pet; eat too much ice-cream; come to school in time; be late for school; take your dog for a walk; feed your pet; watch TV too late; do exercises every day; wash your hands before you eat; go to bed too late ...

2. Make sure that you remember how to say numbers in words.

55, 32, 48, 69, 66, 100, 95, 81, 17, 74, 20, 25, 11, 14, 13, 12

3. This doll can help you to learn the names of the parts of the body. You know some of them. Read and remember.



4. Learn to pronounce and use the new words, ☉ No 65.
5. Learn to read the words and sentences: first read them to yourself, then aloud as quickly as you can.

[ɔ] not, what, wash, shop, shopping, long, porridge, coffee, body, a long body, a short body. What animals have long bodies? I think a crocodile has got a long body.

[ɑ] glass, last, father, party, are, arm, an arm — arms, his arm, her arm, their arms, my left arm, my right arm. I've got two arms: this is my left arm and this is my right arm.

[ɪ] in, his, this, ill, six, skip, live, kitten, swim, bring, different, visit, fish, pity, little, sister, finger, a finger — fingers. I've got ten fingers — five on my right hand and five on my left hand.

[u] put, good, wolf, look, foot, a foot — feet, my right foot, my left foot. I've got two feet: this is my right foot and this is my left foot.

[ou] no, so, know, only, grow, open, go, nose, toe, a toe — toes. How many toes have you got? I've got ten toes — five on my

left foot and five on my right foot. We've got ten fingers on our hands and ten toes on our feet.

[ou] shoulder, a shoulder — shoulders. This is my right shoulder and this is my left shoulder. Oh, look at that man's shoulders! Do you know the names of all the parts of the body? Yes, I do. They are: a head, a face, hair, eyes, a nose, a mouth, ears, a neck, shoulders, arms, hands, fingers, legs, feet, toes.

LET US READ AND LEARN

6. Listen, read and learn, © No 66.

I MUST

I mustn't say "I can't".

I mustn't say "I won't".¹

I mustn't say "I'm not".

I mustn't say "I don't".

I must say "I will".²

I must say "I am".

I must say "I do".

I must say "I can".

LET US READ

7. Read the text and say what's the main idea of it.

GASTON


Once there lived³ a little Elephant. His name was Gaston. His mother and father worked from morning till⁴ late at night as all the elephants usually did. But Gaston didn't like to work. He liked to play and that was what he did all day long.

¹ I won't [wəʊnt] — не буду

² I will [wɪl] — буду

³ once there lived ['wʌns ðeə 'lɪvd] — жил-был


⁴ from ... till [frəm ... tɪl] — от ... до



One morning Gaston's mother said, "My dear, it's time for you to work, too."

As Gaston didn't want to work, he ran away. He had a very good time: he ran, jumped and played games. In the evening he was very hungry. It was his mother who usually gave him food to eat. But there was no mother with him there. Who could help him?

Then Gaston had an idea. He went to the Lion and said: "Mr. Lion, I'm so hungry. Would you give me some bananas to eat?" "All right!" said the Lion, "but you must work first. Then you can get your supper."




The little Elephant did want to have his supper, but he didn't want to work! So he ran away.

Then he saw the Tiger. He asked the Tiger to give him some apples to eat. "OK," said the Tiger, "but you must work first." And Gaston ran away.



He asked a lot of animals to give him something to eat. But they all asked him to work first.

So the hungry Elephant ran back home to his parents. When he saw his mother, he said, "Dear Mum! I'm so sorry!.. Now I know that if I want to have something to eat I must work."



8. Choose and read aloud the sentences to illustrate the pictures.

LET US TALK

9. What is your idea about doing right and wrong things? Say what you must and mustn't do.

LET US WRITE

10. They are the right things to do, aren't they? So agree with the statements.

Examples: We must eat three or four times a day.

Yes, we must eat three or four times a day.

Children mustn't put their toys in the wrong places.

No, children mustn't put their toys in the wrong places.

We must eat the right food.

Boys and girls must go for a walk every day.

Pupils mustn't be late for school.

You mustn't watch TV every day.

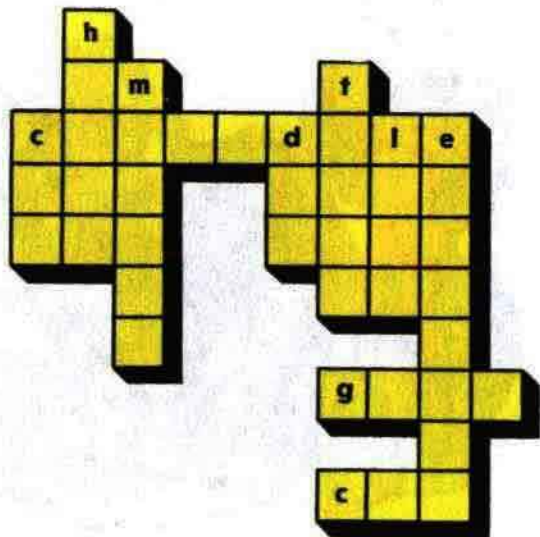
We must help our parents.

You mustn't go to bed too late.



PUZZLE TIME

To solve the puzzle you must write the names of ten animals.

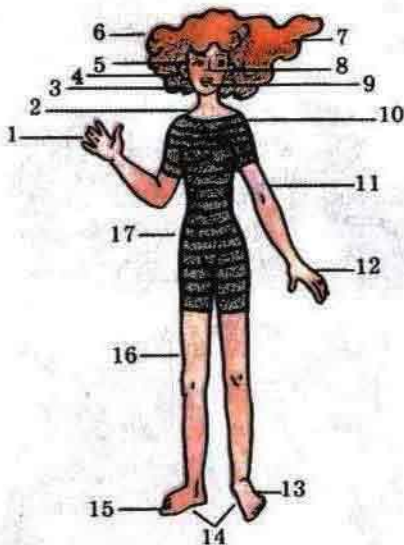


58. Lesson Fifty-Eight

The Fifty-Eighth Lesson

LET US LEARN

1. Do you remember the names of the parts of the body? Name them, please.



2. Pretend you've got a little sister (brother). You ask her (him) these questions. Let her (him) answer them. Role play the dialogue.

Example: — What do you hear¹ with?

— I hear with my ears.

What do you see with?

What do you eat with?

What do you walk with?

What do you write with?

What do you think with?

3. Learn to pronounce and use the new words, ⊙ No 67.

¹ hear [hiə] — слышать

4. Look at the pictures and name domestic and wild animals.

Example: A cow is a ... animal.



LET US READ AND LEARN

5. Listen, read and learn, © No 68.

WHAT DO WE DO WITH ...?

We smell¹ with our nose,
We see with our eyes,
We eat with our mouth
Tasty puddings and pies.²

¹ smell [smel] — нюхать

² pie [pai] — пирог

With legs and feet we walk,
With lips¹ and tongue² we talk,
And with our ears
We can hear.

6. Listen to the action song "Head and Shoulders", © No 69. Read and learn to sing it.



See page 332.

HEAD AND SHOULDERS

Head and shoulders,

Knees³ and toes,

Knees and toes.

Head and shoulders,

Knees and toes,

Knees and toes.

And eyes and ears,

And mouth and nose.

Head and shoulders,

Knees and toes,

Knees and toes.

Arms and legs,

And feet and hands,

Feet and hands.

Arms and legs,

And feet and hands.

Feet and hands.

And eyes and ears,

And mouth and nose.

Head and shoulders

Knees and toes,

Knees and toes.

¹ lip [lɪp] — губа

² tongue [tʌŋ] — язык

³ knee [ni:] — колено

7. Use the right word for each gap and read the text.

This is my doll. Her name is Polly. She's a big She's got big blue ... , little ears, a short ... and a little red Her ... is long and yellow.

She's got two arms: this is her right ... and this is her ... arm. She's got ten ...: five on her right hand and five on her Her fingers are She's got long legs, little ... and ... little toes: five on her ... foot and ... on her

My doll is very She can do many things: with her ... she can eat tasty things; with her ... and feet she walks; with her tongue and lips she And with her ... she can hear me. I say: "Polly, dear!" and my doll says: "Ma-ma."

I think my doll is very nice and I love my doll.



8. Read the text and say why the woman ran away.

WHY DID SHE RUN AWAY?

Yesterday Rover came to the Zoo to visit his friends. Suddenly¹ he saw a new animal. It was yellow, brown and black. It had a little head, long legs, a long tail and a very, very long neck!

Rover came up to the animal and said:

"Hello, ... Excuse me, I don't know your name."

"That's all right. My name is Blaze."

"Who are you? I didn't see you here last month."

¹ suddenly ['sʌdnli] — вдруг

"I'm a giraffe. I lived in Africa. But now I live here, in the Zoo. I like it here. Children and their parents often come to see me. They always bring me a lot of things to eat: fruit and vegetables, sweets and cookies and many other tasty things."

"Do you eat birds or animals?"

"Oh, no, I don't. Why are you looking at my neck? You don't like it, do you?"


"Well, I do! But why is it so long?"

"Because¹ I eat leaves from the trees. My long neck helps me do it."

"Oh, I see."

"I like to eat grass, too. You know, one-day a woman came to look at me. I saw nice green grass on her hat.² I thought she wanted to give it to me to eat.

"Of course I thanked her and ate some grass. I didn't like it! It wasn't tasty at all! And do you know what the woman did? She ran away! I don't know why! Can you tell me why she ran away?"



¹ because [bɪ'kɔːz] — потому что

² hat [hæt] — шляпа

9. Arrange the sentences in a logical order according to the text.

The giraffe didn't like the grass on the woman's hat.
Rover came to the Zoo to visit his friends.
One day a woman came to the Zoo.
He saw a new animal.
The giraffe liked living in the Zoo.
The woman ran away.
The giraffe's neck helps him get food.

LET US TALK

10. Now give a short summary of the tale. Try to make it as short as you can: the shorter — the better. Who is the champion?
11. Make a doll and describe it (Exercise 7 can help you).

LET US WRITE

12. Make sure you know how to write the names of the parts of the body. Copy and fill in the table (Exercise 1 can help you).

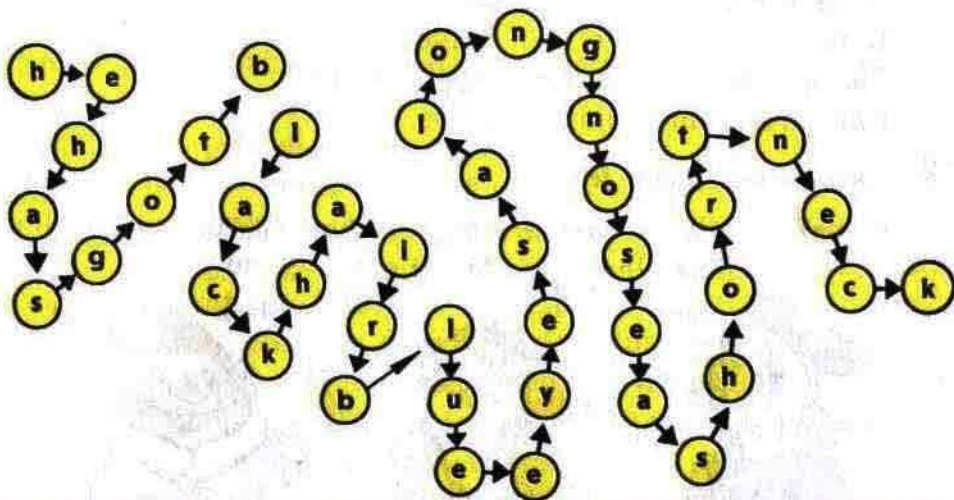
Head	Body
—	—
—	—
—	—
—	—
—	—
—	—

13. Do Exercise 11 in written form.
14. Learn to write these words.

body, foot (feet), arm, shoulder, finger, toe



Read the secret message.



59. Lesson Fifty-Nine The Fifty-Ninth Lesson

LET US LEARN

Remember!

long — longer — (the) longest
short — shorter — (the) shortest
old — older — (the) oldest
new — newer — (the) newest
clever — cleverer — (the) — cleverest
big — bigger — (the) biggest
funny — funnier — (the) funniest
tasty — tastier — (the) tastiest

(see p. 319)

1. Agree or disagree.

The elephant is the biggest animal.
The biggest cat is the tiger.
The giraffe's neck is shorter than the bear's.
The monkey's tail is longer than the cat's.
Dogs are cleverer than cats.
Bananas are tastier than apples.
The giraffe has got the longest neck.
Cats are funnier than monkeys.

2. Compare these funny fellows.

*Examples: Jack's ears are bigger than Ted's.
Tim's ears are the biggest.*



3. Learn to pronounce and use the new words, © No 70.

4. Learn to read the words and sentences: first read them to yourself, then aloud as quickly as you can.

big — pig

green — sheep

[aɪ] wife, write, right, child — wild, a wild animal — wild animals. What wild animals do you know? Is the monkey a wild animal? Yes, the monkey is a wild animal.

[e] leg, left, neck, America, domestic, a domestic animal —

domestic animals. What domestic animals do you know? I know that the cow and the horse are domestic animals. The pig and the sheep are domestic animals, too.

[eɪ] made, tasty, stadium, favourite, my favourite book, my favourite sport. What is your favourite English book? My favourite English book is "Pinocchio". The dog is the favourite pet with the English.


[æ] hand, drank, Africa, animal, hamster, a hamster — hamsters. Can a hamster be a pet? Yes, many boys and girls keep hamsters as pets at home.

parrot, a parrot — parrots, a nice parrot, a clever parrot, a blue and green parrot. A lot of families keep parrots as pets at home. Have you got a parrot? Yes. Can your parrot talk? Yes, my parrot can talk.

[ɔ:] four, walk, always, daughter, for, tortoise, a tortoise — tortoises, a big tortoise, a little tortoise. Who keeps a tortoise as a pet at home? I do. What does your tortoise eat? My tortoise eats grass, leaves, fruit and vegetables.

[ju:] you, new, pupil, beautiful, a beautiful woman, a beautiful child, a beautiful girl. I think my cat is beautiful. My aunt has got beautiful eyes.

5. Look at the pictures and say what animal you'd like to keep as a pet.
Example: I'd like to keep a cat as a pet.



6. Listen to the song "Fingers", Ⓞ No 71, read and learn it.



See page 333.

FINGERS

How many fingers have I got?
Five on my right hand.
Five on my left hand.
How many fingers have I got?

7. Here are two poems. Listen to them, Ⓞ No 72. Read them, choose the one you like best and learn it by heart.

WHAT CAN'T YOU DO WITHOUT ...?

Without your tongue
You cannot talk.
Without your feet
You cannot walk.
Without your eyes.
You cannot see.
Without your heart¹
You cannot be.

ONLY ONE HEART

I've got two legs
With which I walk.
I've got a tongue
With which I talk.
I've got two eyes
With which I see.
I've got one heart
To live and be.

¹ heart [hɑ:t] — сердце

8. Read and say if you've got new information about elephants.

THE ELEPHANT

Elephants are the biggest four-legged animals. They are grey and sometimes white. They haven't got hair. Elephants come from Africa and Asia.¹


African elephants have got very big ears and Asian elephants have got little ears.

The elephant has got a very long nose — a trunk [trʌŋk] and two long white teeth — tusks [tʌks].

Elephants eat a lot of food. They eat leaves, grass, and fruit. An elephant eats a lot of food and drinks a lot of water.

Elephants can swim — they are very good swimmers. Elephants love water.

When the elephant sleeps,² it usually stands. And as you know elephants help man work.



¹ Asia [ˈeɪʃə] — Азия

² sleep [slɪ:p] — спать

9. Read the joke.



Bob: Dick, this elephant's got five legs!


Dick: Which elephant?!

Bob: The big one!

Dick: No, it hasn't. It's got four legs.

Bob: Look! One ... two ... three ... four ... five!

Dick: That isn't a leg! It's a trunk!



10. Billy Kay loves animals and knows a lot about them. This is what he wrote about tigers.

My favourite animals are tigers. They are orange, black and white. The tigers have got big bodies, long tails and big teeth. Baby-tigers stay¹ with their mothers for two years. Tigers live alone.² They eat meat and fish. They hunt³ different animals. They usually hunt in the long grass. Tigers can swim. They live in Asia. They have got their own territory to live in. I think tigers are beautiful animals.

Billy Kay.



LET US TALK

11. Now you know what Billy's favourite animal is. And what is yours?
12. What pet would you like to keep at home and why?
13. Draw the picture of a funny fellow and describe it.

LET US WRITE

14. What can you write about your favourite animal? (See Exercise 10.)

¹ stay [steɪ] — остаются

² alone [ə'ləʊn] — в одиночку

³ hunt [hʌnt] — охотиться

15. Last week Bill was in the Zoo. What questions would you ask him? The words in brackets can help you.

Bill went to the Zoo last week. (*When?*)

He went there with his father and sister. (*With whom?*)

They saw a giraffe there. (*Whom?*)

Bill gave the giraffe a banana. (*What?*)

The giraffe liked the banana very much. (*Did?*)

They watched the giraffe for a long time. (*Why?*)

16. Write according to the model.

Example: 24 — the twenty-fourth.

13, 15, 18, 20, 25, 31, 42, 53

17. Learn to write these words.

wild, domestic, pig, sheep (sheep), favourite,
hamster, beautiful, parrot



PUZZLE TIME

What's the message? This is the key to the code.¹

1 — a	7 — g	13 — m	19 — s	25 — y
2 — b	8 — h	14 — n	20 — t	26 — z
3 — c	9 — i	15 — o	21 — u	
4 — d	10 — j	16 — p	22 — v	
5 — e	11 — k	17 — q	23 — w	
6 — f	12 — l	18 — r	24 — x	

1325 61221521189205 114913112 919 1 1291514

¹ the key [ki:] to the code [koud] — ключ к коду

15. Last week Bill was in the Zoo. What questions would you ask him? The words in brackets can help you.

Bill went to the Zoo last week. (*When?*)

He went there with his father and sister. (*With whom?*)

They saw a giraffe there. (*Whom?*)

Bill gave the giraffe a banana. (*What?*)

The giraffe liked the banana very much. (*Did?*)

They watched the giraffe for a long time. (*Why?*)

16. Write according to the model.

Example: 24 — the twenty-fourth.

13, 15, 18, 20, 25, 31, 42, 53

17. Learn to write these words.

wild, domestic, pig, sheep (sheep), favourite,
hamster, beautiful, parrot



PUZZLE TIME

What's the message? This is the key to the code.¹

1 — a	7 — g	13 — m	19 — s	25 — y
2 — b	8 — h	14 — n	20 — t	26 — z
3 — c	9 — i	15 — o	21 — u	
4 — d	10 — j	16 — p	22 — v	
5 — e	11 — k	17 — q	23 — w	
6 — f	12 — l	18 — r	24 — x	

1325 61221521189205 114913112 919 1 1291514


¹ the key [ki] to the code [koud] — ключ к коду

60. Lesson Sixty The Sixtieth Lesson

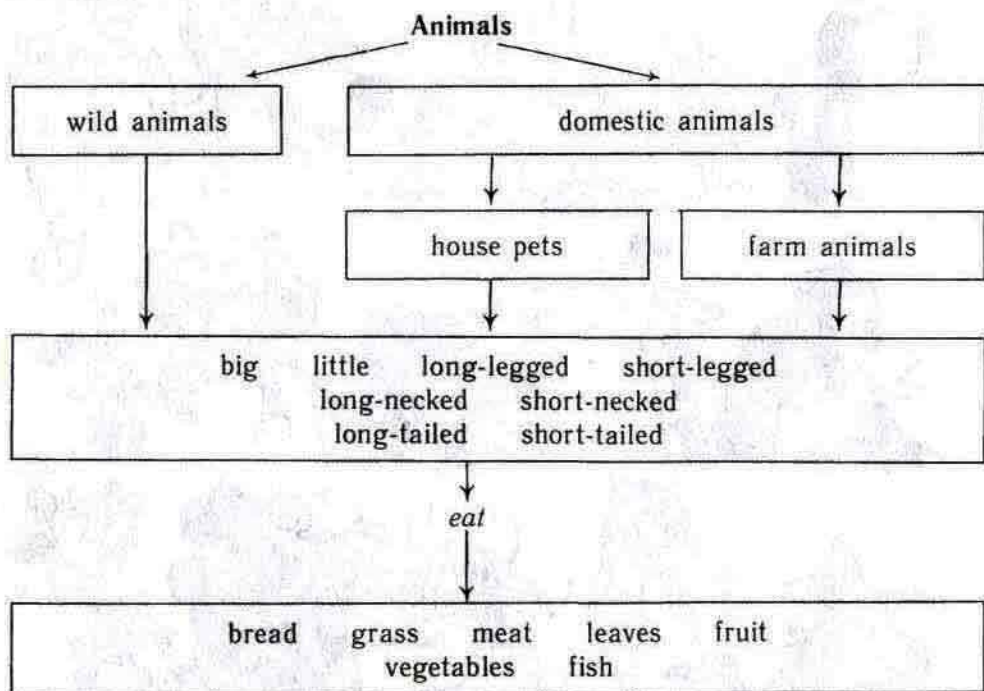
Review 4

LET US TALK

1. Play a "memory game". Look at the picture for a minute, then close it and quickly name all the animals.



2. Compare the animals (the picture in Exercise 1 can help you).
Example: The elephant is bigger than the tiger.
The monkey's tail is longer than the hare's.
3. Look at the picture (Exercise 1) again. Find and name the animals that:
- can swim;
 - can jump;
 - don't eat meat;
 - eat grass;
 - eat meat.
4. Now name the animals according to the diagram. Say what you can about one of them.



*Examples: 1) I know ... wild animals. They are: ...
 I know ... domestic animals. They are: ...
 ... long-legged wild animals. They are: ...*

*2) The horse is a domestic animal. It's a farm animal.
 It's big. It's brown, grey and white. The horse has
 got four long legs, a long neck and a long tail.
 It eats grass.*

5. Play a guessing game. Think of an animal. Let your classmates guess what animal it is by asking you different questions.
- Is it a wild or a domestic animal?
 - Is it big or little?
 - What colour is it?
 - How many legs has it got?
 - Is its neck (body, tail) long or short?
 - Has it got hair?
 - Is it a long-haired or a short-haired animal?
 - Are its ears (eyes) big or little?
 - Has it got sharp¹ teeth?
 - Can it swim (run, jump)?
 - Does it eat grass (leaves, meat, fish, bread, vegetables, fruit)?
 - Does it live in the house (on a farm)? ...
6. Describe an animal so that your classmates could guess what animal it is.
7. Let us see if you know everything about your pet. Your classmates can ask you all kinds of questions! Do answer them!
8. If you've got a pet at home, say how you must take care² of it: what you must (mustn't) do.
9. Now it's your turn to compose a story of your own to any picture you like.



¹ sharp [ʃɑ:p] — острый

² take care ['teɪk 'keə] = look after



LET US READ

10. Find and read aloud:

- the names of the parts of the body;
- the words you need to describe an animal;
- the words you need to compare things.

big, pet, teach, wolf, tail, long, look after, neck, must, clever, lion, eye, left, bigger, nose, right, short, head, nicer, wolves, parrot, longer, wild, mouth, beautiful, hair, cleverer, hamster, favourite, sheep, domestic, foot, pig, feet, toe, body, arm, little, older, finger, shoulder, newer, hand, shorter, funnier, bear, tastier

11. Read and prove that the English are pet lovers.

PETS IN GREAT BRITAIN

Lots of families in Great Britain have got one or more¹ pets.

Dogs are the favourite pets and there are about 6 million of them in Britain. The second favourite are cats (about 5 million) and the third favourite is a bird — budgie.²


Some families do not keep cats or dogs. They keep other animals as pets in their homes.

There are more than 12 million pets in Britain.

¹ more [mɔ:] — более

² budgie ['bʌdʒi] — вид попугая

The English take good care of their pets. They give them nice names: Rover, Rax, Cindy, Misty (for dogs); Albert, Snowy, Fluffy, Tom (for cats); Polly, Chatterbox (for parrots); Guy, Scamper, Shipley, Shirley (for monkeys). When they speak of their pets, they say, "He", "She" (not "It").



The English give their pets nice food to eat. They buy food for their pets in pet shops. The English are pet lovers!

12. Read the text to know more about animals. What do you think is the most interesting information?

IT'S INTERESTING¹ TO KNOW

... rabbits can live five years, sheep can live twelve years, cats can live thirteen years, dogs can live fifteen years, goats can live fifteen years, cows can live twenty-five years, pigs can live twenty-five years, horses can live thirty years;

... there was a cat who lived thirty-three years;

... there was a cat who had thirteen kittens;

... cats love their homes. If you get a new home and take your cat with you, it can run away to its old home;

... mice can sing;

... there are a lot of white animals: white cats, white dogs,

¹ it's interesting [ˈɪntərəstɪŋ] — интересно

white rabbits, white horses, white goats, white bears, white elephants, white tigers, white crocodiles;

... white tigers live only in India. They have got blue eyes;

... white crocodiles live in South¹ America.

LET US WRITE

13. Compose and write a story of your own (see Exercise 9).
14. Write a composition about your pet or about your favourite animal.



PUZZLE TIME

Guess the riddles.

I'm big. I'm grey.

My nose is long.

My tail is short.

I'm an

I'm little. I'm grey.

My nose is short.

My tail is long.

I'm a

61. *Lesson Sixty-One* *The Sixty-First Lesson*

Optional Lesson (⊙ No 73)

62. *Lesson Sixty-Two* *The Sixty-Second Lesson*

Home Reading Lesson

10

63. *Lesson Sixty-Three* *The Sixty-Third Lesson*

Optional Lesson

Clothing

64. Lesson Sixty-Four The Sixty-Fourth Lesson

LET US LEARN

Remember!

beautiful — **more** beautiful — (the) **most** beautiful
interesting — **more** interesting — (the) **most** interesting
(see p. 319)


1. Look at the pictures and compare.

Example: The first cup is beautiful.

The second cup is more beautiful.

The third cup is the most beautiful of all.





2. Choose the right word for each gap.

tastier newer the longest more beautiful
longer nicer more interesting
older the shortest big long

The giraffe has got a ... neck.

What animal has got the ... tail?

I think that bananas are ... than oranges.

The elephant has got ... ears.

The horse has got a ... tail than the pig.

The new doll is ... than the old one.

I think that the book "Pinocchio" is ... than "The Three Little Pigs".

There is no place ... than home.

My Grandpa is ... than my Grandma.

Kate's toys are ... than Jane's.

3. Learn to pronounce and use the new words, © No 74.

4. This man is a magician. He can do magic. Say what he has got.

Example: He has got a ... in his



LET US READ AND LEARN

5. Listen, read and learn, © No 75.

Ted: Mum, where's my toy-bear?

Mother: Oh, Ted, you must know where your toys are. You must always **keep the right thing in the right place.**

LET US READ

6. Read the text and you'll know why rabbits have got short tails.

WHY RABBITS HAVE GOT SHORT TAILS

Once there lived a Rabbit. His name was Bunny. He was grey and big, bigger than his Brother Bonny. But he had no tail. And he wanted to have a long tail, longer than that of Mrs. Fox.

One day Bunny went for a walk. He saw Mrs. Fox.

"Hello, Mrs. Fox," he said, "Where are you going?"

"I'm going shopping."

"What are you going to buy?"

"I'm going to buy a tail."

"But you've got a tail! I think it's the longest and the most beautiful tail!"



"Well, but I want a new one, a longer and more beautiful one than my old tail."

"Oh, please, Mrs. Fox, buy a tail for me too. Look at me, I haven't got a tail."

"OK," said the Fox and ran to the shop.

In the shop Mrs. Fox bought only one tail. It was a beautiful long red tail, it was longer and more beautiful than her old tail. She ran back home. On the way¹ home she saw Brother



¹ On the way [ɔn ðə 'wei] — По дороге

Rabbit. Bunny looked at the Fox's tail and said, "Oh, what a beautiful tail you've got. And where is my tail?"

"I'm sorry," said the Fox, "but there wasn't any tail for you."

Poor little Bunny! He was so sorry. Mrs. Fox hadn't bought¹ a new tail for him!


A Dog who was running by came up to Bunny and said: "What's the matter with you?"

"Oh," said Bunny, "all the animals have got long, beautiful tails but I haven't got a tail!"

"Poor little Bunny!" said the Dog.

At that time a Cat was running by.

"Bunny! I've got an idea. I think I know how to help you!" And he ran after the Cat, bit off a little piece² of the Cat's tail and gave it to Bunny. Bunny was happy!



"Thank you very much," he said. "Now I've got a tail, too ... It's a very short tail, but it's a tail."

That's why rabbits have got short tails.

¹ hadn't bought [bɔ:t] — не купила

² bit off a little piece ['bɪtɒf ə'lɪtl 'pi:s] — откусил маленький кусочек

7. Choose and read aloud the sentences to illustrate the pictures.

LET US TALK

8. Think of another end for the tale.

LET US WRITE

9. Choose and write any 5 sentences (see Exercise 2).



PUZZLE TIME

How many words can you find in the chainword?



65. *Lesson Sixty-Five* *The Sixty-Fifth Lesson*

LET US LEARN

Remember!

good — better — (the) best

bad — worse — (the) worst

(see p. 319)

1. Compare according to the model.

a) *Example: a long tail — a longer tail — the longest tail*

a short tail, a funny monkey, a long nose, big ears, a clever dog, an old man, a long street, big animals, new toys, a nice pet, short legs, big shops, a long walk, a funny story

b) *Example: a beautiful child — a more beautiful child — the most beautiful child*

a beautiful girl, a beautiful woman, interesting books, an interesting tale, beautiful trees, beautiful toys, an interesting story

c) *Example: a good daughter — a better daughter — the best daughter*

a good son, a bad boy, good children, bad food, good food, a good wife, a bad husband

2. Which words do you need to make the sentences complete?

the best	cleverer	interesting	more beautiful
nicer	the longest	the funniest	big
	older		

There are many ... shops in London.

Peter is ... pupil in the class.

Mr. Smith is ... than Mr. Grey.

I think that the monkey is ... animal.

The elephant's nose is

I think Mary is ... than Sally.

I think that the parrot is ... pet.

This white puppy is ... than that black one.

What an ... story it is!

3. Learn to pronounce and use the new words, © No 76.

4. Try and read the new words and sentences: first read it to yourself, then aloud as quickly as you can.

cat — hat, cap, bad — worse [wɔ:s] — (the) worst [wɔ:st]
where — wear — wore [wɔ:]

[u] foot — good — better — (the) best

[u:] food — boot — shoe

a hat — hats, a beautiful hat, my brother's hat, a new hat, an old hat. Mum wants to buy a new hat.

a cap — caps, a brown cap, my brother's cap. Whose cap is that? It's my friend's cap.

wear — wore. What did you wear yesterday, a cap or a hat?

I wore a cap yesterday. My mother is wearing her new hat.

a shoe — shoes, a right shoe, a left shoe, new shoes, brown shoes, old shoes. Yesterday Mother bought me new shoes.

I think my new shoes are very nice.

a boot — boots, grey boots, old boots, new boots, big boots.

Do you wear boots or shoes when you go for a walk? Boots.


good — better — (the) best, a good family, a good teacher, a good pupil. Is Peter a good pupil? Yes, but Mike is a better pupil and Bob is the best. Milk is good for children. It's very good of you to help your parents.

bad — worse — (the) worst, a bad boy, a bad pupil, a bad egg, bad fish, bad food. The fish was so bad that we couldn't eat it.

I think Nick plays hockey worse than Mike. This story is worse than that one. This old hat is certainly the worst to wear. From bad to worse. Things go from bad to worse.

interesting — more interesting — the most interesting, an interesting book, an interesting film, an interesting game. I think that the game leap-frog is more interesting than tag. And what do you think is the most interesting game? I think that hopscotch is the most interesting game.

5. Look at the pictures and say what they are wearing on their heads and feet.



LET US READ AND LEARN

6. Enjoy your English and sing the song "What Do You Wear?", © No 77.



See page 333.

WHAT DO YOU WEAR?

I

What do you wear on your head?

A hat.

What do you wear on your head?

A cap.

A hat and a cap. }
A cap and a hat. } 2 times

II

What do you wear on your feet?

Shoes.

What do you wear on your feet?

Boots.

Boots and shoes. }
Shoes and boots. } 2 times

7. Read and learn the proverb. Give the Russian equivalent.

That's another pair of shoes.

8. Listen, read and learn, Ⓢ No 78.

AT THE SHOP

Mrs. Grey: I'd like a pair of shoes, please.

Shop-assistant:¹ What colour would you like?

Mrs. Grey: Brown.

Shop-assistant: And what size² do you want?

Mrs. Grey: Five. Can I try them on?³

Shop-assistant: Of course.

LET US TALK

9. Now Mrs. Grey is going to buy a pair of boots (a hat, a cap). Role play the dialogue between Mrs. Grey and the shop-assistant (see Exercise 8).
10. Compare these animals.



11. Choose any toys or pictures (or draw pictures of your own) and compare them.

LET US WRITE

12. Choose and write any 6 comparisons (see Exercise 1).

¹ shop-assistant ['ʃɒp ə'sɪstənt] — продавец

² size [saɪz] — размер

³ try on ['traɪ ɒn] — примерять

13. Learn to write these words.

interesting, wear (wore), hat, cap



PUZZLE TIME

Make sure you remember the words well. Change the underlined letters to make up new words.

Example: rose — nose

big — talk — carrot — boy — cat — foot —
take — look — bear — now — has — food —
silk — life — box — peck —

66. Lesson Sixty-Six The Sixty-Sixth Lesson

LET US LEARN

1. How many sentences can you make up? Who is the champion?

The book	was	bigger	than he thought.
The toys	were	more beautiful	
The children		better	
The street		nicer	
The hat		older	
The film		longer	
The animal		worse	
The food		newer	
The stories		cleverer	
The woman		more interesting	
		tastier	

2. Learn to pronounce and use the new words, © No 79.

3. Look at the pictures and say:

- what you can see;
- if the things are new or old;
- what colour they are;

- what you like to wear;
- what your brother likes to wear.



LET US READ AND LEARN

4. Enjoy your English and sing the song "What Do You Wear?", © No 80.

WHAT DO YOU WEAR?

III

What do you wear on your hands?

Gloves.¹

What do you wear on your hands?

Mittens.²

Gloves and mittens.
Mittens and gloves. } 2 times

5. Listen, read and learn, © No 81.

SHOES AND BOOTS

Shoes and boots,
Boots and shoes,
Come and buy
The size you use.³

Try them on
Before you choose,
Shoes and boots,
Boots and shoes.

¹ gloves [glʌvz] — перчатки

² mittens ['mɪtnz] — варежки

³ use [ju:z] = wear

6. Read and learn the proverb. Give the Russian equivalent.

Never put off till tomorrow what you can do today.

LET US READ

7. Can you choose not more than 6—7 sentences to give the main idea of the tale? Read them aloud.

A GOOD IDEA

Once in a very, very old house there lived a very, very big cat and a lot of very, very little mice.

The cat, whose name was Tom, lived in the kitchen.¹ The mice lived under the kitchen.

Where could the little mice get food to eat? In the kitchen, of course! But there was the cat there! He could eat them!

They thought what to do. They thought and thought, and thought ...

Then a very, very little mouse had an idea. She said, "Let's go to the kitchen when Tom is not there."

"That's not a bad idea!" said Mother-mouse. "But the cat runs quicker² than you. He can catch³ and eat you."

All the mice thought and thought and thought again ... Then the mouse who was older than the other mice said: "I think I know what to do. Let's buy a TV set for Tom. We all know that he likes watching TV very much. When he is busy watching TV we can eat all the food we want."

All the mice liked the idea very much. So they went to the shop and bought a TV set for Tom.


TV set



Mouse



Mice




¹ kitchen ['kɪtʃən] — кухня

² quicker ['kwɪkə] — быстрее

³ catch [kætʃ] — ловить, поймать

Now every evening Tom watches TV and the mice have a very good supper in the kitchen. They can eat all the things they want.



LET US TALK

8. Tell your classmates a summary of the tale.
9. Make or draw a doll and say what it is wearing.

LET US WRITE

10. Make up 6 sentences and write them down (see Exercise 1).
11. Learn to write these words.

bad — worse — the worst; good — better — the best;
shoe, boot



PUZZLE TIME

Guess the word.

This is the code.

- 1) The first letter of "sometimes";
- 2) the second letter of "twenty";
- 3) the fourth letter of "interesting";
- 4) the second letter of "hamster";
- 5) the fifth letter of "right";
- 6) the eighth letter of "tortoise";
- 7) the sixth letter of "favourite".

67. Lesson Sixty-Seven

The Sixty-Seventh Lesson

LET US LEARN

1. Learn to read the words and sentences: first read them to yourself, then aloud as quickly as you can.

[i:] tea, teach, meat, eat, clean, jeans, a pair of jeans, blue jeans, black jeans, new jeans, old jeans. My jeans are old, and Mum is going to buy me a new pair of jeans. Boys and girls like to wear jeans.

[e] head, bread, pleasure, sweater, a sweater — sweaters, a nice sweater, a grey and black sweater. My sister thinks that a sweater goes well with jeans. Oh, what a nice sweater it is!

[au] mouth, houses, trousers, a pair of trousers, brown trousers, grey trousers. Do you wear jeans or trousers to school? I usually wear trousers. Yesterday Dad bought a new pair of grey trousers.

[æ] hamster, black, Jack, jacket, a jacket — jackets, an old jacket, a new jacket. My old jacket is grey. My new jacket is blue. I like my new jacket.

2. Sue never knows where her things are. And now she is looking for her things. What does she say?

Example: Where is (are) my ..., I wonder?



3. Learn to pronounce and use the new words, Ⓞ No 82.

4. Look at the pictures and make the sentence complete.

When it's ... I wear



LET US READ AND LEARN

5. Enjoy your English and sing the song "What Do You Wear?", Ⓞ No 83.

WHAT DO YOU WEAR?

IV

What do you wear when it's cold?¹

A sweater.

What do you wear when it's cold?

A jacket.

¹ it's cold [kould] — холодно

A sweater and a jacket. |
A jacket and a sweater. | 2 times

V

What do you wear when it's warm?¹
Shorts.

What do you wear when it's warm?
A shirt.

Shorts and a shirt. |
A shirt and shorts. | 2 times

6. Listen, read and learn, © No 84.

GRASSHOPPER

Little Grasshopper lives in the fields.²
He is a nice funny fellow.
His coat³ is green, his hat is blue,
His trousers are brown and yellow.



LET US READ

7. Read the text and say what you think of Pif.

PIF

Pif is a funny little dog. There are a lot of books about Pif. English children like to read them. Now you can read about Pif, too.

Pif wants to go for a walk. He puts on⁴ his blue jeans, a grey sweater, brown boots, a red cap and goes for a walk.

Suddenly it begins to rain.⁵ Pif hasn't got an umbrella.⁶ He is cold. He is very cold.

¹ it's warm [wɔ:m] — тепло

² field [fi:ld] — поле

³ coat [kəʊt] — пиджак

⁴ put on ['put 'ɒn] — надевать

⁵ it begins to rain [ɪt bɪ'gɪnz tə'reɪn] — начинается дождь

⁶ umbrella [ʌm'brelə] — зонт



He sees a tree. He runs up to the tree and sits down under it. "How can I get home, I wonder?" Pif thinks. "I don't want to sit here all alone¹ under the tree. I'm cold and hungry. I want to get home. But how can I? I haven't got an umbrella! Where can I get one? Oh, that's a good idea!"

Pif takes the tree like an umbrella and goes home.

I don't think that Pif did the right thing.

And what do you think?

8. Choose and read aloud the sentences which are true to the story.

Pif is a funny little monkey.

✓ Pif is a funny little dog.

✓ Pif wants to go for a walk.

Pif doesn't want to go for a walk.

He is wearing black jeans and a blue jacket.

✓ He is wearing blue jeans, a grey sweater, brown boots and a red cap.

✓ Pif hasn't got an umbrella.

Pif has got an umbrella.

Pif sees a house.

✓ Pif sees a tree. ✓

✓ Pif takes the tree like an umbrella and sits down.

✓ Pif takes the tree like an umbrella and runs home.

¹ all alone [ɔ:l ə'ləun] — совсем один

LET US TALK

9. Play a "memory game". Look at your classmates for a minute and try to remember what they are wearing. Then close your eyes and say it.
10. Talk to each other on the topic "Shopping". These questions can help you.

Who usually goes shopping in your family?

Do you often go shopping?

When did you go shopping last time?

Who did you go shopping with?

What new things did you buy?

What size shoes do you wear?

Do you usually try shoes (jeans ...) on before you buy them?

What colour shoes (jeans) do you like to wear?

How do you usually choose things before you buy them?

What do you usually wear at home?

What do you wear when you go to school (to a party)?

What do you wear when it's cold (warm)?

LET US WRITE

11. Write 7 questions. Begin them with: *did, who, when, whom, what, what colour jeans, what colour shoes.*

Yesterday Mother bought her daughter a pair of blue jeans and white shoes.

12. Choose the correct word and copy the sentences.

Lions are (clever, cleverer, the cleverest) than tigers.

The (clever, cleverer, cleverest) domestic animals are the horse and the dog.

The (clever, cleverer, cleverest) wild animals are monkeys.

The (big, bigger, biggest) animal is the elephant.

The giraffe's neck is (long, longer, the longest) than the tiger's.

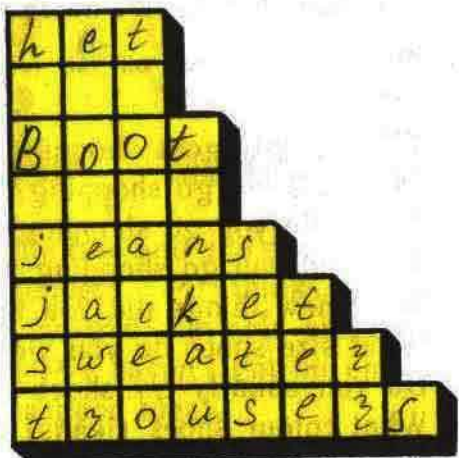
13. Learn to write these words.

jeans, trousers, sweater, jacket



PUZZLE TIME

Build up the "ladder" ("Clothes").



68. Lesson Sixty-Eight

The Sixty-Eighth Lesson

Optional Lesson (⊙ No 85)

69. Lesson Sixty-Nine

The Sixty-Ninth Lesson

Home Reading Lesson

11

70. Lesson Seventy

The Seventieth Lesson

Optional Lesson

71. Lesson Seventy-One

The Seventy-First Lesson

LET US LEARN

1. Learn to pronounce and use the new words, © No 86.
2. Read the new words.

tomorrow [tə'mɒrəʊ]

next [nekst]

Remember!

tomorrow, next week, next month ...

I	} shall	} play.
We		
He	} will	
She		
It		
You		
They		

I	} 'll play.
We	
He	}
She	
It	
You	
They	

(see p. 325)

3. Read and compare.

Every day I get up at 7 o'clock.

Usually my brother takes our dog for a walk.

We often visit Granny.

Every morning they have porridge for breakfast.

Every year she goes to London to visit her relatives.

Dick usually wears jeans.

Tomorrow I shall (I'll) get up at nine o'clock.

Tomorrow I'll take our dog for a walk.

We'll visit Granny next week.

Next morning they'll have eggs for breakfast.

Next year she'll go to London to visit her relatives, too.

Tomorrow he'll wear trousers.

4. What will they do? Make up as many true sentences as you can and read them aloud.

Tomorrow
Next week
Next month
Next year


Helen
my parents
our family
my friend and I
I
my brother
Jack

shall
will

watch TV.
celebrate Mum's birthday.
invite my friends to my birthday party.
go to the Zoo.
go to America.
play chess.
buy a new TV set.
play badminton.
make toys for little children.

5. The children want to play "Zoo". They have got masks of different animals. What does each of them say?

*Example: I shall be a bear. I shall put on the mask of a bear.
I shall walk like a bear.*



Now talk about each of them.

*Example: Polly will be a fish. She will put on the mask of a fish.
She will swim like a fish.*



6. Learn to read the words and sentences: first read them to yourself, then aloud as quickly as you can.

[ɔ:] horse, tortoise, short, shorts, a pair of shorts, new shorts, old shorts. What colour shorts do you like? I like blue and grey shorts, and you?

warm — warmer — the warmest, warm water, warm milk. When I'm ill, Mum always gives me warm milk. It's warm. It's warm today. It wasn't warm yesterday. It was warmer yesterday than it's today. They say it'll be warm tomorrow. Do you wear jeans when it's warm? No, I wear shorts when it's warm.


[aʊ] mouth, mouse, house — houses, blouse, a blouse — blouses, a white blouse, a beautiful blouse. You look great in that new blouse! I think that Mother's new blouse is beautiful.

[ə:] bird, girl, skirt, a skirt — skirts, a short skirt, a long skirt, a skirt and a blouse, a black skirt and a white blouse. My mother likes to wear a white blouse and a blue skirt. Does your mother like to wear short skirts or long skirts?

shirt, a shirt — shirts, a white shirt, a grey shirt. I like to wear shirts and my mother likes to wear blouses. Tomorrow we shall buy a new shirt for my brother.

[ou] old, cold, cold — colder — the coldest, cold water, cold meat. Dad likes to eat cold meat and vegetables for supper. It's cold. It's cold today. It was colder yesterday. They say it'll not be cold tomorrow. What do you wear when it's cold?

7. Enjoy your English and sing the song "The Kittens' Clothes",¹ © No 87.

 See page 333.

THE KITTENS' CLOTHES

Jeans and trousers,
Sweaters and shirts,
Socks² and tights,³
And jackets and skirts.
T-shirts,⁴ shoes,
High boots⁵ and mittens,
These are the clothes
Of the kittens.



- ¹ clothes [kloʊðz] — одежда
² socks [sɒks] — носки
³ tights [taɪts] — колготки
⁴ T-shirt ['ti:ʃə:t] — футболка
⁵ high boots ['haɪ 'bu:ts] — сапоги

8. Listen, read and learn, © No 88.

WHAT ARE YOU GOING TO DO?

What are you going to do
When you are twenty-two?

I'll write a story,
I'll make a plane,¹
I'll teach children,
I'll make rain.²

What are you going to be
When you are twenty-three?

I'll be a pilot,
I'll be a doctor,
I'll be a teacher,
I'll be a worker.

Where are you going to be
When you are twenty-three?

I'll be in London,
I'll be in Rome,³
I'll be in Africa,
I'll be home.

What are you going to do
When you are one hundred and two?

I don't know.
Do you?

LET US TALK

¹ plane [pleɪn] — самолет


² rain [reɪn] — дождь

³ Rome [roum] — Рим

9. Look at the pictures and say:

- what Jane usually does at ... o'clock;
- what she is doing now;
- what she will do tomorrow at ... o'clock.





10. Do you know what you'll do tomorrow? Tell your classmates about it.

LET US WRITE

11. Make up any 6 sentences and write them down (see Exercise 4).

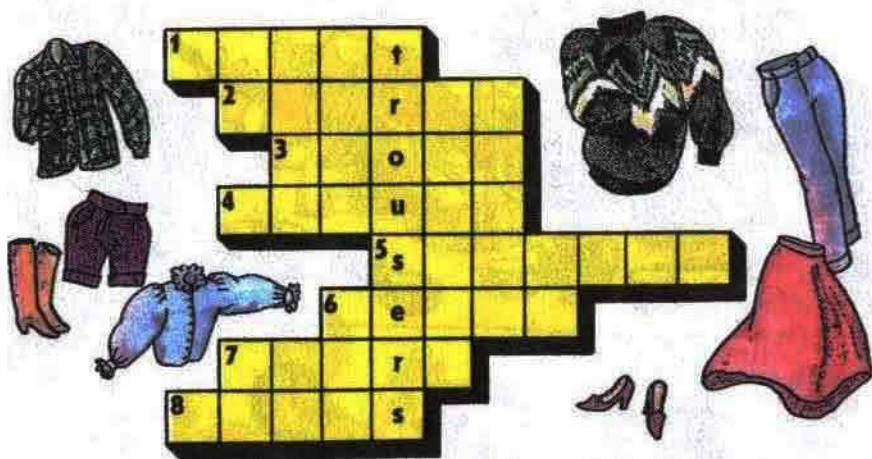
12. Learn to write these words.

shirt, blouse, shorts, skirt



PUZZLE TIME

Complete the crossword ("Clothes").



72. Lesson Seventy-Two The Seventy-Second Lesson

LET US LEARN

Remember!

tomorrow

	?		—		
Shall	{ I we }	} play?	I	} shall not	
			he		We
Will	{ she it you they }	}	He	} will not	
			She		} play ...
			It		
			You		
	they	They			

Yes, { I
we } shall ...

No, { I
we } shall not = shan't
[ʃɑːnt]

Yes, { he
she
it
you
they } will ...

No, { he
she
it
you
they } will not = won't
[wɒnt]

(see p. 325)

1. Find out what your classmates will do tomorrow, next week, next month, next year. Let them answer your questions.

Will you	come to school	tomorrow?
	go for a walk	next week?
	go shopping with Mum	next month?
	help your Granny about the house	next year?
	buy a new TV set	
	go to the Zoo	
	go to the swimming pool	
	put on your new dress	
	visit your friend	
	come to see your Granny	
	go to Kiev	

2. a) This boy is a boaster. Read what he says.



Tomorrow I shall eat ten eggs for breakfast.
Tomorrow I shall watch TV at night.
Tomorrow I shall buy many new things.
Tomorrow I shall send presents to all my friends.
Tomorrow I shall go to London.
Tomorrow I shall play chess with a champion.
Tomorrow I shall take a cold shower ten times a day.
Tomorrow I shall put on new white jeans to play football.

- b) Express your doubt.

Example: Will you eat ten eggs for breakfast?

- c) Disagree with him.

Example: You'll not eat ten eggs for breakfast.

3. Learn to pronounce and use the new words, ☉ No 89.

4. Look at the pictures and say:

- what colour are these things;
- what you like (don't like) to wear;
- what you will put on tomorrow;
- what your sister will not put on tomorrow.



5. Listen, read and learn the poem "Let's Play", Ⓞ No 90.

LET'S PLAY

I shall be a lion,
And you will be a bear.
I shall run after you
And you'll hide under the chair.

6. Listen, read and learn, Ⓞ No 91.

AT THE SHOP


Mrs. Smith: Good afternoon.

Shop-assistant: Good afternoon, Mrs. Smith.

Mrs. Smith: Could you **change**¹ this sweater, please? I bought it yesterday for my son.

Shop-assistant: Why? **What's wrong with it?**²

Mrs. Smith: It's the wrong size.



¹ change [tʃeɪndʒ] — поменять

² What's wrong [wɪtʃ wɪθ] with it? — Чем он вас не устраивает?

Shop-assistant: Is it too big or too small?¹

Mrs. Smith: It's too small for him.

Shop-assistant: I'm sure this sweater will be the right size for your son.

Mrs. Smith: Thanks a lot.

LET US READ

7. Read the dialogue and say why Mother is angry.

Mother: Pete, it's seven o'clock. It's time to have breakfast and go to school. What are you doing?

Pete: I'm putting on my shirt. Where are my socks, I wonder? Oh, I don't know where my shoes are! And where are my trousers? Mum, please come and help me!

Mother: Here are your socks, shoes and trousers. And what is there in your pockets,² I wonder?

Pete: Oh, some little things.

Mother: Let us see what those little things are: a box, a tennis ball, three sweets, two cookies, an apple ...! Oh, Pete!! You must not keep those things in your pockets! Dress quickly³



¹ small [smɔ:l] — мал (маленький)

² pocket ['pɒkɪt] — карман

³ quickly ['kwɪkli] — быстро

and have your breakfast. Look at the clock! It's time for me to go to my office!¹ When you go to school, put on your cap, your warm jacket and mittens. It's cold today.

Now, look here, Pete, next time when you don't know where your things are I shall not help you!



8. Choose and read aloud the sentences to illustrate the pictures.

LET US TALK

9. Answer the questions.

1. What was the time when Pete got up?
2. Why couldn't he dress quickly?
3. What did he ask Mum to do?
4. What things did Mother give to Pete?
5. What was there in Pete's pockets?
6. Will Pete put on his cap, his warm jacket and mittens? Why?
7. Do you think Pete's mother will help him next time?
8. Do you always know where your things are?
9. Is it good to have the right thing in the right place? Why?

10. Try to tell the text in your own words.

¹ office [ˈɒfɪs] — догадайтесь о значении этого слова

11. Mrs. McDonald bought the wrong size jeans (skirt, blouse ...) for her daughter. Role play the dialogue between Mrs. McDonald and the shop-assistant (see Exercise 6).

LET US WRITE

12. Refer the sentences to the future:

1. What ... you buy for your mother as a birthday present? I ... buy a box of sweets. 2. ... you invite Bill to your birthday party? Yes, I 3. Nina ... not go to school tomorrow. She is ill. 4. Where ... we go next month? We ... not go to Kiev, we ... go to Odessa. 5. When ... you do your homework? I ... do it at four o'clock.

13. Look at the picture (Exercise 2, b, c): express your doubt (write 4 sentences); disagree with the boy (write 4 sentences).

14. Learn to write these words.

put on, take off, next, tomorrow



PUZZLE TIME

What does the message say? (For the code see Lesson 59, "Puzzle Time".)

2085 1897820 2089147 914 2085 1897820 1612135.

73. Lesson Seventy-Three

The Seventy-Third Lesson

LET US LEARN

1. Are you curious? Ask your classmates what they will do *tomorrow, in the evening, next week, next month, next year*. Use the words in the box.

Example: Will you read in the evening?

teach make a cake send visit watch TV
put on help buy write
take your pet for a walk come to see
invite wear say goodbye
celebrate open take off go

2. Say what you (your father, mother ...) won't do *tomorrow, in the evening, next week, next month, next year.*

Examples: I shan't go to the swimming pool next week.

My brother won't play hockey tomorrow.

3. This is the way to ask questions. Read and remember.

Tomorrow Father and Bob will go to the shop to buy a present for Mum.

Will they go to the shop?

Will they buy a present for Mum or for Granny?

Will they go to the shop tomorrow or next week?

Who will go to the shop?

When will they go to the shop?

Where will they go tomorrow?

Why will they go to the shop?

With whom will Bob go to the shop?

What will they buy?

For whom will they buy a present?

4. Ask questions for more information.

Tomorrow Nora will go to the Zoo with her Grandpa.

5. Learn to read the words and sentences: first read them to yourself, then aloud as quickly as you can.

[ou] coat, a coat — coats, a new coat, an old coat, a brown coat. I think a blue coat goes well with white trousers.

over, overcoat, an overcoat — overcoats. Do you wear an overcoat or a jacket when it's cold? I always wear an overcoat when it's cold.

[eɪ] tail, rain, raincoat, a raincoat — raincoats. I don't often put on my raincoat. I don't like to wear raincoats.

[aɪ] night, right, tights, brown tights, grey tights, these tights, those tights. What colour tights do you like to wear? I like to wear blue tights. What size tights do you wear?

6. Learn to pronounce and use the new words, ⊙ No 92.

7. Look at the pictures and say how they run.

Examples: Dick can run quickly.

Pam can't run quickly.



LET US READ AND LEARN

8. Read and learn the proverb. Give the Russian equivalent.

Tastes differ.

9. Listen, read and learn, ⊙ No 93.

Ann: Mum, we are going to the theatre¹ with Granny, and Brett doesn't want to put on his new coat and trousers.

¹ theatre ['θiətə] — театр

Mother: Oh, Brett, why don't you want to put on your new coat and your new trousers, I wonder? They are so nice! They suit you¹ so well! You'll look great!²
Brett: Tastes differ, I don't like new clothes!

LET US READ

10. Read the story and say what you think of Fred and Peg.

Fred and his little sister Peg went for a walk. It was a cold day. Fred put on his warm brown trousers, a sweater, a cap, a jacket, warm boots and mittens. Peg put on a warm sweater, blue jeans, an overcoat, high boots, a warm cap and gloves. They took their dog Rover with them. The dog didn't have a coat or boots on and soon he was very cold. Rover wanted to go home.

The children were sorry for the dog and went home. Suddenly Peg said, "Oh, look, Fred! There's a little bird in the tree. I think the bird is cold, too. And it's hungry! Let us give it some food to eat!"

"That's a good idea!" said Fred.

When the children came home, they asked Granny to give them some bread and an apple. "What for?" asked Granny. "Are you hungry? Look at the clock! You had your dinner only 20 minutes ago."³

"Oh, no, Granny! We are not hungry! But the bird is. We want to give the bread and the apple to the bird. It's over there⁴ in the tree. It's cold and hungry!"

"It's very good of you to take care of birds," said Granny and gave the children what they asked for.

The children went out into the street. They came up to the tree where the bird was and put the bread and the apple under it. The bird ate the bread and the apple and said, "Pee, pee, pee!.."

¹ suit [sju:t] you — идет тебе

² look great ['luk 'greit] — выглядеть великолепно

³ ago [ə'gəʊ] — тому назад

⁴ over there ['əʊvə 'ðeə] — вон там



Do you know what the bird said? It said, "Thank you very much, Fred and Peg!"

A friend in need is a friend indeed.

11. Choose and read aloud 5–6 sentences to sum up the most important facts of the story.
12. Choose the best title for the story: "The Bird's Friends", "A Friend in Need Is a Friend Indeed", "It Was Good of Them to Do It".

LET US TALK

13. Try to tell the story in the shortest possible way. Whose summary is the shortest?
14. Do you take care of birds and animals? How do you do it?
15. Tomorrow you won't go to school. What are your plans for tomorrow? What will you do?

LET US WRITE

16. Ask questions for more information. Begin them with the words given in brackets.

Mother will wear her new blouse. (*When*)
 Pat will go to the Zoo. (*With whom*)
 The boys will play hockey. (*Where*)
 Alice will put it on tomorrow. (*What*)
 Father will buy a new overcoat. (*What colour*)
 He will wear a black hat. (*Who*)

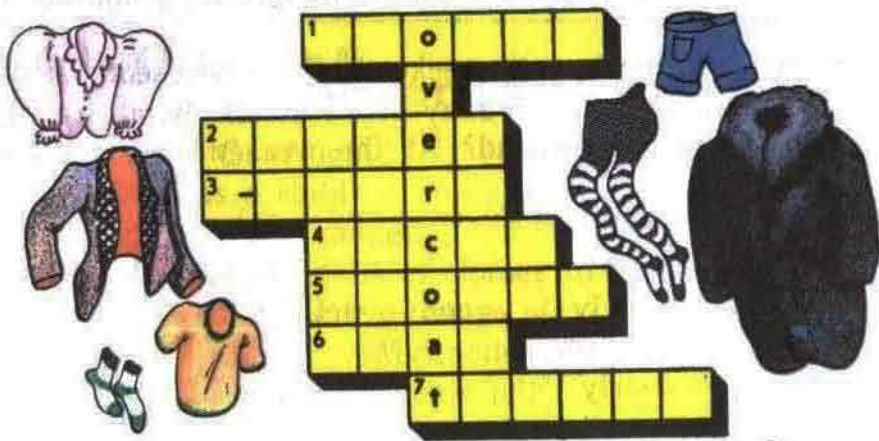
17. Ask questions for more information. Write as many questions as you can.
 They will go there.
18. Learn to write these words.

tights, coat, overcoat, raincoat



PUZZLE TIME

Complete the crossword ("Clothes").



74. Lesson Seventy-Four The Seventy-Fourth Lesson

1. Learn to pronounce and use the new words, © No 94.
2. Learn to read the words and sentences: first read them to yourself, then aloud as quickly as you can.

[e] bed, leg, left, well, very well, do well, read well, write well, play chess well. What can you do well? I think I can swim well. What can't you do well? I can't skate well. Can your brother play chess well? Yes, he can play chess very well.

[oʊ] no, know, grow, slow — slower — the slowest. Don't be so slow! Slow — slowly. John is a slow runner — he runs slowly. Sally, why are you dressing so slowly?

[i] big, pig, fish, quick, quick — quicker — the quickest. Mary is a quick runner. Liz is quicker. Polly is the quickest runner. Be quick! Be quick and eat your lunch! Quick — quickly. Do it quickly! Read it as quickly as you can. Can you run quickly? I think I can. Time goes so quickly!

[eɪ] day, day off, on days off. What do you usually do on your days off? On my days off I always go to the swimming pool with Dad. Will you go to the theatre on your day off? Yes, I shall.

[e] ten, red, neck, end, weekend, at the weekend, at weekends. We often visit our Granny at weekends. What are your plans for the next weekend? At the weekend we shall visit our relatives.

Remember

bad — badly

slow — slowly

quick — quickly

dear — dearly

good — well

(see p. 326)

3. Read and compare.

She is a **slow** reader.

He is a **quick** runner.

She is a **bad** cook.

He is a **good** footballer.

She reads **slowly**.

He runs **quickly**.

She cooks **badly**.

He plays football **well**.

4. Read and say:

- who is the best at English;
- who is the worst at English,
- who is the best tennis-player;
- who is the worst footballer.

Charlie speaks English well. Dan speaks English better than Charlie. Mary speaks English better than Dan. Mike speaks English badly. Sue speaks English worse than Mike. Roy speaks English worse than Sue.

Helen plays tennis well. Jane plays tennis better than Helen. Kate plays tennis better than Jane.

Jack plays football badly. Tom plays football worse than Jack. Nick plays football worse than Tom.

LET US READ AND LEARN

5. Read and learn the proverb. Give the Russian equivalent.

If you cannot have the best, make the best of what you have.

6. Listen, read and learn, © No 95.

MY MOTHER

Who said "Goodnight"
When I was a child?

My mother.

Who dressed my dolls in clothes so gay¹
And showed² me often how to play?

My mother.

Who ran to help me when I fell³
And who could funny stories tell?

My mother.

Who sits at my head when I am in bed?

My mother.

¹ gay [geɪ] — веселый

² show [ʃəʊ] — показывать

³ fall (fell [fel]) — падать

Who is so nice, who is so kind,
Another so dear you'll never find?
My mother.

LET US READ

7. Read and say if Mother liked the cake.

MOTHER'S BIRTHDAY

Tomorrow it will be Saturday. It'll be my Mummy's birthday! She'll be thirty-one. But she looks twenty, she really¹ does! My Dad and I will get up early² in the morning, when Mum is still asleep.³ We'll clean the house and go to the shop to buy presents for Mother. I don't know what we'll buy. We shall see. But of course we'll buy flowers. All women like flowers, you know! I think we'll buy a beautiful blouse for her. She likes to wear blouses. We shall buy tasty things, too: sweets, chocolate, ice-cream, cookies, apples, oranges, bananas and what not!

When Mum gets up we'll congratulate her on her birthday. We'll give her the presents and sing the song:

Happy birthday to you,
Happy birthday to you,
Happy birthday, dear Mummy,
Happy birthday to you!

Mother will invite her friends to her birthday party. They will come in the evening at about seven o'clock. Mum will put on her party dress. Dad will be in his best too. I'll put on my new white shirt and blue trousers. We'll have a good time!

Last year we had a lot of fun that day. Father wanted to make a surprise⁴ for Mother — to cook a birthday cake. When he put the cake on the table Mum asked: "What is it, I wonder?"

¹ really [ˈri:əli] — на самом деле

² early [ˈɜ:li] — рано

³ still asleep [ˈsti:l əˈsli:p] — все еще спит

⁴ surprise [səˈpraɪz] — догадайтесь о значении этого слова



"It's my present for you on your birthday. It's a birthday cake. I cooked it for you."

Mum thanked Dad and ate some cake. I wondered how she could eat the cake! It was very bad, it really was! I was very hungry but I couldn't eat it!

The next day, when Dad wasn't at home I asked my Mum, "How could you eat the cake yesterday? Did you like it?"

Mother didn't say anything and smiled.¹

8. Find and read aloud the answers to the questions:

1. How old will Mother be?
2. How old does she look?
3. What will Father and his son do in the morning?
4. What will they buy?
5. Why will they buy a blouse?
6. What song will they sing for Mother?
7. What will they put on in the evening?
8. What present did Father give Mother last year?
9. Why did the boy wonder?

¹ smile [smaɪl] — улыбаться

LET US TALK

9. Sum up the most important facts of the text.
10. Tell your classmates how you'll celebrate your Mother's birthday. Let your classmates ask you questions for more information.

LET US WRITE

11. Your Mother is going to buy some new clothes. She'll make a list of them. What will she write in the list?
12. Fill in the missing words.
 1. Why are you so ... ? You are dressing so
 2. Tim is a ... chess-player. He plays chess very
 3. Father was a ... cook. He cooked
 4. Peg is a ... reader. She reads
13. Learn to write these words.

well, quick — quickly, slow — slowly
on the day off, at the weekend



PUZZLE TIME

What's the message? (See the key to the code on p. 202.)

9 1215225 1325 1315208518 451181225.

75. Lesson Seventy-Five

The Seventy-Fifth Lesson

Optional Lesson (© No 96)

76. Lesson Seventy-Six

The Seventy-Sixth Lesson

Review 5

LET US TALK

1. Play a game "Shopping List". Who is the winner?

Examples: — I'll go shopping. I'll buy mittens.

— I'll go shopping. I'll buy mittens and a cap.

— I'll go shopping. I'll buy mittens, a cap and ...

2. Play a game "Dress a doll".

Examples: 1) — I am putting a dress on my doll. Now I am taking the dress off the doll and putting a blouse on ...

2) — Take a dress and put it on your doll.

— I'm putting a dress on my doll.

— Now take the dress off your doll and put a blouse on your doll ...




3. People wear different clothes. It depends on whether it's cold or warm. What will you wear if it's cold (warm)?

Examples: — If¹ it's cold tomorrow I'll wear ...
— If it's warm tomorrow I'll put on ...

4. Ted invites Kitty to his birthday party. Act out their conversation.
5. Your friend invites you to come to his (her) birthday party tomorrow. What will you wear? Let your classmates guess.
- Example: — Will you wear ... ?
— No, I shan't. (Yes, I shall.)
6. Tell your classmates how you celebrated your birthday.
7. The children are going to have a fancy-dress party. They are choosing masks and clothes. What are they saying? Say it for them.

Example: Liz: I shall be a fox. I'll put on the mask of a fox. I'll put on a red dress, a small yellow hat and red shoes. I'll put on a long red tail too. I think I'll look great!



¹ if [if] — если

8. Say what clothes you like to wear and why.

Example: I like to wear a white or a blue blouse. My eyes are blue. I am blonde. I think that white and blue blouses suit me.

9. Listen to the dialogues, Ⓞ No 97. Read and act them out. Then make up the dialogues of your own and role play them.

I

Kitty: Oh, Liz, you look great in that party dress! It's so beautiful. It suits you very well.

Liz: Thank you. I like it too.

II

Mother: Oh, Sam, you look terrible in that yellow shirt. It doesn't suit you at all.

Sam: Well, I like it. Tastes differ.

LET US READ

10. Find and read aloud:

- the names of clothes;
- the names of the parts of the body;
- the words that help you compare things;
- the words that help you describe things;
- the names of animals.

look after, clever, cap, teach — taught, hat, long, lion, short, wear — wore, wolf, cleverer, jeans, wolves, interesting, (the) shortest, shoes, head, neck, boots, tail, hair, trousers, worse, shorter, bad, sweater, eye, must, mouth, left, nose, right, ear, jacket, better, different, tree, grow — grew, domestic, favourite, face, wild, (the) worst, shirt, animal, quick, foot — feet, blouse, leg, body, slow, shorts, shoulder, skirt, finger, (the) best, quickly, toe, tights, sheep — sheep, coat, slowly, hamster, beautiful, overcoat, big, parrot, nice, raincoat, well, mittens, put on — put on, gloves, take off — took off, badly

11. Read the tale and think of a title for it.

Once there lived an old man and an old woman, his wife. They had no children.



The old man had a pet — a bird. It was a little grey bird. The man loved it dearly. He took good care of it. He gave it food and water every morning and every evening.

One day the old man was going to the shop to buy food. He said to his wife: "I'll go to the shop to buy bread, salt, butter, spaghetti and sugar. Please, take good care of the bird! Give it food and water in the morning and in the evening!"

"OK," said his wife. "I will."

It was very cold. The old man put on his warm trousers and boots, a sweater, an overcoat, a warm cap and went away.

The woman didn't give the bird food or water in the morning. She didn't give the bird anything to eat or to drink in the evening. The bird was very hungry and thirsty. Suddenly the bird saw some bread on the table. It ate some bread.

When the woman saw the bird eating the bread, she took the bird and threw it out of the window.¹

¹ threw [θru:] it out of the window ['windou] — выбросила ее из окна



When the old man came home, he couldn't see the bird. "Where is my bird?" he asked his wife. "Oh, where is my little bird? Where is my dear little friend?"

"I don't know," said his wife.

The old man went to the forest¹ to look for his bird. He walked, and walked, and walked. He was very cold. But he didn't go back home — he was looking for his dear friend.

At last² he saw his bird in a tree! He was so happy! He asked the bird to come back home, but the bird didn't want to. The bird said to the old man: "Thank you very much. You took good care of me. But I will not go back home. I don't like your wife."

Then the bird put two baskets³ — one large⁴ and the other small — near the old man and said: "Take the basket which you like best and go back home."

The old man thanked the bird, took the small basket and went home. At home the old woman wanted to see what was in the basket. They opened the basket and saw that it was full of gold.⁵ The old man told his wife that the gold was the bird's present.

"You are not clever! I'm cleverer than you! Tell me where your

¹ forest ['fɔ:ɪst] — лес

² at last [ət 'lɑ:st] — наконец

³ basket ['bɑ:skɪt] — корзина

⁴ large [lɑ:dʒ] — большая

⁵ full of gold ['fʊl əv 'gəʊld] — полна золота

bird is! I'll go to see her. But I'll not take a small basket, I'll take a large one."

And the old woman ran to the forest. When she saw the old man's bird in the tree, she said: "Hello, dear little bird! I'm so happy to see you! I love you very much! You gave a basket to my husband. Please, give me a basket, too!"

"All right," said the bird, "I'll give you a basket, too."

And the little bird put two baskets near the woman — one large and the other small.

The old woman didn't think long. She quickly took the large basket and ran home. She didn't thank the bird.

When she was back home, she wanted to see what was in the basket and opened it quickly.

And what did she see?

She saw only yellow leaves in it!



12. Agree or disagree.

The old man and his wife had no children.

The old man had a pet — a puppy.

The man loved the bird dearly.

The woman didn't like the bird.

The woman didn't give the bird food or water.

The bird was not hungry or thirsty.

The old man went to the forest to look for the bird.

He was very cold.
He wasn't happy to see the bird.
The bird was under a tree.
The man took the small basket.
The woman took the small basket, too.

LET US WRITE

13. Write how you are going to celebrate your birthday.



PUZZLE TIME

Fish out the "rhyming twins" and write them down.



77. Lesson Seventy-Seven

The Seventy-Seventh Lesson

Home Reading Lesson

12

78. Lesson Seventy-Eight

The Seventy-Eighth Lesson

Optional Lesson

Seasons

79. Lesson Seventy-Nine The Seventy-Ninth Lesson

LET US LEARN

1. Learn to pronounce and use the new words, ☉ No 99.
2. a) Look at the pictures and name the seasons.

Example: It's



- b) Say what season comes after ...

Example: After ... comes

- c) Say what you like to do in ...

Example: I like to sledge in winter.

- d) Say what season you like best and why.

3. Pretend you are a teacher. Ask your classmates as many questions as you can about the picture.



4. Play the "champion game". Who can say more sentences to describe the pictures?



5. Here is a poem about seasons. Listen, read and learn it, © No 100.

SEASONS

Autumn is yellow,
 Winter is white,
 Spring is green,
 Summer is bright.¹

6. English people often talk about the weather. Let's start learning how to do it, © No 101.

I

Mrs. Smith: I say, Jim, **how's the weather today?**²

Mr. Smith: It's terribly **hot!**³

Mrs. Smith: Then Bob will wear a white shirt and his blue shorts today.

Mr. Smith: That's right.

II

Sandy: Hello. Could I speak to Sue, please?

Sue: This is Sue. Hello!

Sandy: Are you busy today?

Sue: No, I'm not.

Sandy: Well then, let's go to Hyde Park. The weather is so fine.

Sue: **Great! See you there in 10 minutes.**

Sandy: OK.

7. Role play the dialogues.

¹ bright [braɪt] — яркое

² ...how is the weather ['weðə] today? — ...какая сегодня погода?

³ hot [hɒt] — жаркий

8. Think of your own dialogue and act it out.
9. There are four seasons in a year. What can you say about each of them?

Example: Summer comes after spring. Summer is green and bright. It's warmer in summer than in spring. Summer is the warmest season of the year ...

LET US READ

10. Read and say why all the Big Banana's friends liked him.

THE BIG BANANA AND THE LITTLE BANANA

I

Look at that fellow in a yellow jacket, blue jeans, brown boots and a green cap. Do you know him? He is the Big Banana. He is from a hot country, from Africa. But now he lives in Great Britain.

He has got a big body, long arms, short legs, small feet, little green eyes, brown hair, a big red nose and a little red mouth.

He's a nice funny fellow. And he's clever. He's very clever, much cleverer than his sister.

And he's a great worker. He works a lot.

That's why he grows, and grows, and grows. That's why he is so big — the Big Banana. He works a lot and grows quickly.

The Big Banana has got many friends — different fruits and vegetables — oranges, apples, lemons, pineapples,¹ pears,² grapes,³ tangerines,⁴ carrots and many other friends. They all like the Big Banana, because⁵ he is good. He's very, very good, much better than his sister.



¹ pineapple ['paɪnæpl] — ананас

² pear [pɛə] — груша

³ grapes [greɪps] — виноград

⁴ tangerine ['tændʒərɪn] — мандарин

⁵ because [bɪ'kɔːz] — потому что

11. Choose and read aloud the sentences to describe the Big Banana.

LET US WRITE

12. Find in the tale the names of fruits and write them down.



PUZZLE TIME

Solve the puzzle.

This is the season
When fruit is sweet.
This is the season
When school-friends meet.¹
What season is it?

80. Lesson Eighty The Eightieth Lesson

LET US LEARN

1. Some sentences are true, some not. Choose and read aloud those which are true.

1. In winter there is a lot of snow. 2. Summer comes after winter. 3. Autumn is the warmest season of the year. 4. Summer is warmer than spring. 5. There are five seasons in a year. 6. There is usually a lot of fruit in autumn. 7. Winter is the coldest season of the year. 8. The English celebrate New Year in summer. 9. Summer holidays are the longest. 10. People celebrate Christmas in winter. 11. It often snows in winter.

2. Try to make up as many sentences as you can.

¹ meet [mit] — встречаться

When the weather is	fine	I	like ...
	hot	my parents	likes ...
	cold	my friend	don't like ...
	warm	my brother	doesn't like ...
	bad	we	go ...
		children	goes ...
		people	put on ...
			puts on ...

3. Learn to pronounce and use the new words, Ⓞ No 102.

4. Make the sentences complete.

The first winter month is ...

The second winter month is ...

The third winter month is ...

5. Match the sentences. Can you explain why?

Nancy was happy

Mum couldn't go to the theatre
with us

Phil was ill

My little brother didn't swim
yesterday

The children couldn't sledge

Ned sent a greeting card to
Bobby

I'd love to have another glass
of juice

I'd like one more hamburger

Pam loves Mike

she was busy.

the water was very cold.

there wasn't much snow.

it was his birthday.

I'm hungry.

he takes good care of his pet.

I'm thirsty.

he ate too much ice-cream and
drank cold juice.

she got a puppy as a birthday
present.

LET US READ AND LEARN

6. Learn the proverb and think of Russian equivalents.

Every thing is good in its season.

7. These two poems are about winter. Read them, choose the one you like best and learn it, © No 103.

WINTER

It's winter now, so bundle up tight!¹
Warm mittens and caps will be just right.
Ice on the lake, snow on the ground,²
Time to ski and skate all around.³
Winter, spring, summer, fall⁴ —
I like winter best of all.

WHEN DOES SNOW BLOW?⁵

When does snow blow?
When do flowers⁶ grow?
Is it best to go a little slow
When streets are covered⁷ with ice and snow?

LET US READ

8. Read and say what you think of the Little Banana.

THE BIG BANANA AND THE LITTLE BANANA

II

And who is that lady with long yellow hair, big blue eyes, a little white nose, a little red mouth, short arms, short legs, small hands and small feet? Her clothes are so beautiful! And she looks beautiful too!

- It's the Big Banana's sister — the Little Banana.
— But why is she so little?

¹ bundle up tight ['bʌndlʌp 'taɪt] — хорошо укутайся

² ground [graʊnd] — земля

³ all around ['ɔ:l ə'raʊnd] — вокруг

⁴ fall = autumn

⁵ blow [bləʊ] — дуть, мести

⁶ flower ['flaʊə] — цветок

⁷ are covered ['kʌvəd] — покрыты



— Because she is lazy,¹ she's very, very lazy. She doesn't want to work. That's why she doesn't grow. That's why she is so little — the Little Banana.

Her brother, the Big Banana, takes good care of his sister. He teaches her how to work, how to grow, how to make friends with other fruits and vegetables, but it's a slow business — she doesn't want to. She's too lazy. She doesn't care about it. The only thing she cares about is — how to look beautiful. She cares a lot only about her clothes. Look what she's wearing today — a white blouse, a long blue skirt, white shoes and a big green hat. She thinks she looks beautiful.

And what do you think?

LET US TALK

9. Could you compare the Big Banana and the Little Banana? Which of them do you like best and why?

LET US WRITE

10. Compare:

Example: hot — hotter — (the) hottest

- 1) small, warm, cold, long, short, nice, big;
- 2) bad, good;
- 3) interesting, beautiful.

¹ lazy ['leɪzi] — ленивый

11. Which words are missing? Fill in and copy.

- 1) In winter the days are ... than in summer. It's ... in summer than in spring. Summer is the ... season of the year.
- 2) The dog is a ... animal. Monkeys are ... than cats. Elephants and dolphins are the ... animals.


12. Learn to write these words.

season, winter, spring, summer, autumn



PUZZLE TIME

If you put the letters in the right order you'll get a proverb that you know.



The English Year

81. Lesson Eighty-One The Eighty-First Lesson

LET US LEARN

1. Learn to pronounce and use the new words, Ⓞ No 104.
2. You've learned the names of winter and spring months. Say what they are.
Example: ... is the first (second, third) winter (spring) month.
3. This picture can help you speak about one of the seasons of the year.
 - What season is it?
 - How can you prove it?
 - What month do you think it is?
 - Whom can you see in the picture?
 - What are they doing?



4. Can you read quickly? Read all the words as quickly as you can. Then choose and read aloud only the verbs.

clean, watch, season, drink — drank, winter, buy — bought, make — made, spring, grow — grew, summer, send — sent, celebrate, autumn, open, bring — brought, come — came, weather, write — wrote, see — saw, hot, teach — taught, eat — ate, know — knew, interesting, think — thought, beautiful, go — went, invite, get — got, do — did, have — had, work, read — read, look

5. Learn to read the new words: first read them to yourself, then aloud as quickly as you can.

November [nou'vembə], in November. How many days are there in November? There are thirty days in November. In Russia November is an autumn month. But in Great Britain November is the first winter month. In November it often rains and sometimes snows.

December [di'sembə], in December. My Dad's birthday is in December. Is December an autumn month? No, it isn't. In Russia December is the first winter month and in Great Britain December is the second winter month. On the 25th of December English people celebrate Christmas. On the 31st of December people celebrate New Year.

January ['dʒænjuəri], in January. The first of January is the first New Year's day. January comes after December. Does it often snow in January? Yes, it often snows in January. January is the third winter month in Great Britain. In January in Great Britain it snows and rains.

February ['februəri], in February. My birthday is on the twelfth of February. There are twenty-eight or twenty-nine days in February. In Great Britain November, December, January and February are winter months.

[ɔ] not, hot, a lot, because, because I like it, because it's cold, because it's interesting. I like winter because in winter I can ski and skate. Willy, put on your warm mittens because the weather is cold.

6. Listen, read and learn the dialogue, © No 105. Then choose a partner and role play it.

TALKING ABOUT THE WEATHER

Jim: Hi, Jack! This is Jim. I'm calling¹ from Africa.

Jack: From Africa?! What are you doing in Africa?

Jim: I'm on holiday.

Jack: How's the weather in Africa? Is it hot?

Jim: Terribly hot.

Jack: Are you having a good time?

Jim: No, I'm not. I'm having a terrible time. The weather is terrible here.

Jack: I'm sorry to hear² that.

LET US TALK

7. Now talk for Nora and Susan, using the following as a guide.

Nora: Hi, This is I'm calling from

Susan: From ... ? What are you doing in ... ?

Nora: I'm on

Susan: How's the ... in ... ? Is it ... ?

Nora:

Susan: Are you having a good time?

Nora: I'm having a ... time. The weather is ... here.

Susan: I'm ... to hear that.

8. Pretend you are on holiday in another country. Call your friend and talk about the weather in the country you are in.

LET US READ

¹ to call [kɔ:l] = to telephone

² hear [hiə] — слышать

9. Read and say what new information you've learned.

THE ENGLISH YEAR

I

There are four seasons in the year, spring, summer, autumn and winter. The winter months in Great Britain are November, December, January and February. The winter months are cold. In Great Britain in winter it snows and rains.

Let's read about the winter months. There is something in each month.

November. There are 30 days in November. In Great Britain November is the first winter month.

In November in America there is a great holiday — Thanksgiving Day.¹ Families come together² for the day. They decorate the houses with autumn's fruits and flowers and eat traditional³ American food: roast turkey⁴ and pumpkin pie.⁵

December. There are 31 days in December. On the 25th



¹ Thanksgiving Day ['θæŋks'gɪvɪŋ 'deɪ] — День благодарения

² together [tə'geðə] — вместе

³ traditional [trə'dɪʃənəl] — традиционный

⁴ roast turkey ['rəʊst 'tʌki] — жареная индейка

⁵ pumpkin pie ['pʌm(p)kɪn 'paɪ] — тыквенный пирог

of December there is the greatest holiday of all in England — Christmas or X-mas. People give each other presents and send Christmas cards. Presents for children are in their stockings.

The traditional English dinner on Christmas Day is roast turkey and Christmas pudding.

The Queen's speech¹ is on television at 3.00 p. m.

During Christmas in Trafalgar Square there is a Christmas tree.

Not all English people celebrate New Year. Those who do celebrate it on the 31st of December. Some people have a New Year party. The party usually begins at eight o'clock in the evening. At twelve o'clock they have a toast to the New Year. The party goes on till² early³ morning.

LET US WRITE

10. Write out all the verbs in two forms (see Exercise 4).

11. These are the answers. What are the questions?

- There are four seasons in a year.
- The winter months are: December, January, February.
- Yes, it's cold in winter.
- Yes, it often snows in winter.
- People wear warm clothes because it's cold in winter.

12. Learn to write these words.

November, December, January, February, because



PUZZLE TIME

¹ Queen's speech ['kwɪnz 'spi:tʃ] — речь королевы

² till [tɪl] — до

³ early ['ɜ:li] — рано

Find 11 words.

N	F	e	b	r	u	a	r	y	o	w	g
o	u	w	k	l	s	n	p	z	p	i	k
v	b	J	a	n	u	a	r	y	c	n	t
e	l	f	c	d	m	o	w	p	s	t	s
m	a	u	t	u	m	n	l	a	u	e	e
b	j	k	u	w	e	a	t	h	e	r	a
e	y	m	s	p	r	i	n	g	q	b	s
r	o	p	b	e	c	a	u	s	e	d	o
D	e	c	e	m	b	e	r	y	f	i	n

82. Lesson Eighty-Two

The Eighty-Second Lesson


LET US LEARN

Remember!

?	+	-
Is there any water in the glass?	Yes, there is (some). (Yes), there is some water in the glass.	No, there isn't. (No), there is no water in the glass. There isn't any water in the glass.
Are there any apples on the table?	Yes, there are some. Yes, there are some apples on the table.	No, there aren't. No, there are no apples on the table. No, there aren't any apples on the table.

1. Look at the picture and complete the sentence.

*Examples: There is some There is no
There are some There are no*



2. Play a "memory game". Look at the picture for a minute (see Exercise 1), then close it and ask your classmates questions. Let your classmates answer your questions.

*Examples: Is there any ... ?
Are there any ... ?*

3. Learn to pronounce and use the new words, ☉ No 106.
4. Learn to read the new words: first read them to yourself, then aloud as quickly as you can.

[ɑ:] party, arm, March, in March, the 8th of March. My Mother's birthday is on the 15th of March. March is the first spring month. What month comes before March? February does.

[eɪ] say, day, April, in April, the first of April, on the first of April. Is your sister's birthday in March or in April? Her birthday is on the fifth of April. April is the second spring month.

[ɑ:] glass, grass, green grass, long grass. In spring the grass is green. What animals eat grass? Horses, sheep and cows do. They like to eat grass.

[i:] eat, meat, clean, leaf, a leaf — leaves, green leaves, small leaves. In spring the leaves on the trees are small and green. The trees with their small green leaves look beautiful in spring.

LET US READ AND LEARN

5. Listen, read and learn, Ⓢ No 107.

SPRING

Spring is here,
Summer is near,
Grass is green,
So nice and clean.
Winter, spring, summer, fall —
I like spring best of all.

LET US TALK

6. Are you a good listener? Let us see. Play the game "A snowball story". Say whatever you can about spring in Great Britain.

Examples: — *There are two spring months in Great Britain.*
— *There are two spring months in Great Britain.*
They are March, April.
— *There are two spring months in Great Britain.*
They are March and April. March is the first spring month . .

7. Now let's see what you can say about winter. Each of you says a sentence. Then one of you will sum it up.

8. Read and say what English traditions you've learned about.


THE ENGLISH YEAR

II

January. There are 31 days in January. It's fun to see the New Year in. There is a lot of dancing,¹ eating and drinking.

There is an interesting New Year tradition: in Scotland² you can go "first footing". That is — you visit friends, so you are the "first foot" of the New Year in their houses. In Scotland the first visitor who comes into a house on New Year's morning is "the First Foot".

The Scots³ believe⁴ that the First Foot brings luck⁵ to the family for the New Year.



¹ dancing [ˈdɑːnsɪŋ] — танцы

² Scotland [ˈskɒtlənd] — Шотландия

³ the Scots — шотландцы

⁴ believe [bɪˈliːv] — верить

⁵ luck [lʌk] — удача

In Scotland the First Foot must be a man (or a boy), not a woman! And he must have dark¹ hair.

February. There are twenty-eight or twenty-nine days in February. The 14th of February is St. Valentine's Day.

People buy or make Valentine cards and send them to people they love. They don't sign² their cards—you must guess who sent the cards to you.


Boys and girls, husbands and wives, relatives and friends send cards to each other.

There are different cards to suit all tastes.



St. VALENTINE

*I'll be your sweetheart
if you will be mine,
All of my life
I'll be your Valentine.*



St. VALENTINE

*The rose is red,
the violets are blue,
The honey's sweet
and so are you.*

¹ dark [dɑ:k] — темный

² sign [saɪn] — подписывать

9. Write 6 sentences (see Exercises 1, 2).

10. Learn to write these words.

March, April, grass, leaf (leaves)



PUZZLE TIME

Fill in the right letters to write 12 words.

	F					l	e	a	
D	r	e	e	m		r			
					M	a	y		h
g		a	s	s			w	s	a
s					r	e			
J						y			
		A	p	y		l			
	y								
N						r	g	n	

83. Lesson Eighty-Three

The Eighty-Third Lesson

LET US LEARN

1. You are a magician! Your bag is full of different toys. The children want to know what toys there are in your bag. What questions do they ask you?

Example: A: Are there any giraffes in your bag?

Magician: Yes, there are. (No, there aren't.)



2. And now play a memory game. Who remembers what there is in the magician bag?

Example: There are some ... in the bag.

3. Learn to read the words and sentences: first read them to yourself, then aloud as quickly as you can.

[eɪ] say, day, May, in May. Is it warm in May? Sometimes it's warm in May, sometimes it isn't. In Great Britain May is the first summer month.

[u:] too, tooth, school, pupil, blue, June, in June. How many days are there in June? There are 30 days in June. June is the first summer month. How's the weather in June? It's usually warm in June.

[aɪ] write, eye, tights, right, time, bye, try, my, July, in July. How many days are there in July? There are 31 days in July. July

is the second summer month in our country. It's warmer in July than in June. My Granny's birthday is on the twenty-first of July.



4. Say what month comes:

after: November, December, May, March, June, February;
before: January, April, February, July, March, May.

5. Learn to pronounce and use the new words, ☉ No 108.

6. Whom can you see in the pictures? Look and say:

*Examples: There are some cows in the
There is no pig in the
There are no tigers in the*



7. Listen, read and learn, Ⓞ No 109.

SUMMER

The summer sun¹ shines² hot and high.
 Baby birds now learn to fly.³
 Green, green leaves and tasty fruit,
 All the things are so good!
 Winter, spring, summer, fall,
 I like summer best of all.

8. Enjoy your English. Listen to the song, read and learn it, Ⓞ No 110.



See page 334.

WHEN TREES ARE GREEN

When trees are green and forests are green,
 And grass is green and long,
 It's good to walk in the forest
 And listen to little birds' song.

When trees are white and forests are white,
 Because they are covered with snow,
 It's good to be out-of-doors⁴ and play,
 Oh, I love it so!

¹ the sun [sʌn] — солнце

² shine [ʃaɪn] — светить, сиять

³ fly [flaɪ] — летать

⁴ out-of-doors ['aʊtəv 'dɔːz] — на свежем воздухе

9. In Great Britain spring months are full of holidays. What are they?

THE ENGLISH YEAR

III

In Great Britain there are two spring months: March and April.

March. There are 31 days in March. In England spring begins at the end of March. The 17th of March is a national¹ holiday in Ireland² — St. [snt] Patrick's Day. People send greeting cards. On that day people wear a shamrock ['ʃæmrɒk]. A shamrock is a plant with three leaves. It is the national emblem ['embləm] of Ireland.



In March there is also a holiday for English women — Mother's Day. People in the family try to make it a day off for Mother and help her in any way they can. On that day they visit their mothers and give them some presents. If they can't do that, they send their mothers "A Mother's Day Card".

April. April is the second spring month. There are 30 days in April. In April or at the end of March English people celebrate Easter³ Day. They celebrate it as the start of spring or a religious⁴ festival. In England it is time to give and to get presents.

On Easter Sunday children get chocolate Easter eggs or rabbits. You can buy them at any sweet shop in the weeks before Easter.

The Easter holidays are at the end of March and in the first half⁵ of April. Pupils go back to school after Easter.

¹ national ['næʃənəl] — национальный

² Ireland ['aɪələnd] — Ирландия

³ Easter ['i:stə] — Пасха

⁴ religious [rɪ'lɪdʒəs] — религиозный

⁵ half [hɑ:f] — половина



* * *

In April there is a day for fun — April Fool's Day.¹ It's on the first of April. English children like this day very much. They play jokes² and tricks on other people: other children, parents, friends, relatives, school teachers. One is to tell someone that something is wrong with his dress when in fact³ all is in order.⁴

“Oh, Ted, look, your right shoe is on your left foot!” When the boy looks at his feet and sees that he has got the right shoe on the right foot, the one, who is playing the joke, says, “April Fool!” So children play different jokes and tricks.

As you see the first of April is a day for fun.



LET US TALK

¹ April Fool's [fɪ:lz] Day — 1 апреля — никому не верь

² joke [dʒoʊk] — шутка

³ in fact [ɪn 'fækt] — фактически

⁴ in order [ɪn 'ɔ:ðə] — в порядке

10. Say what English holidays you remember. Which of them do you like best and why?

LET US WRITE

11. Change the words underlined to describe spring.

There are four winter months in Great Britain. They are November, December, January and February. November is the first winter month. In winter the days are short and the nights are long. It's usually cold in winter. In December English people celebrate Christmas.

12. Learn to write these words.

May, June, July, some, any



PUZZLE TIME

What does the message say? (The key to the code see on p. 202.)

1325 61221521189205 1951191514 919 19211313518.

84. Lesson Eighty-Four

The Eighty-Fourth Lesson

LET US LEARN

Remember!

<p>? any + thing = anything Is there anything in the bag?</p>	<p>+ some + thing = something (Yes), there is some- thing in the bag.</p>	<p>- no + thing = nothing (No), there is noth- ing in the bag. (No), there isn't anything in the bag.</p>
---	--	--

1. Complete the dialogue:

I

Boy: Is there ... in your hat?

Clown: Yes, there is ... in my hat.

II

Boy: Is there ... in your box?

Clown: No, there isn't ... in my box.



2. Disagree.

Examples: Pam wanted to say something to Pete.

No, Pam didn't want to say anything to Pete.

Pam wanted to say nothing to Pete.

They put something into the bag.

Mary took something from the table.

There was something in the box.

3. Learn to read the words and sentences: first read them to yourself, then aloud as quickly as you can.

[ɔ] box, what, watch, from, sorry, forest, a forest — forests, in the forest. The forests are green in summer. It's nice to walk in the forest! I think that forests look beautiful in all the seasons.

[i:] eat, see, tree, field, a field — fields, in the field. Grasshoppers live in the fields. Look! How beautiful the field is!

[ɔ:] bought, brought, autumn, August, in August. There are 31 days in August. May, June, July and August are summer months in Great Britain. Which is your favourite summer month? August is.

[e] seven, clever, eleven, September, in September. September is the first autumn month. There are 30 days in September. Does school start in September? Yes, it does.

[ou] so, know, grow, those, October, in October. October comes after September. Is it colder in October than in September? It certainly is. In Great Britain there are two autumn months — September and October.

4. Choose and read the names of winter, spring, summer, autumn months in Great Britain.

October, January, December, June, September, May, July, April, August, November, March, February

LET US READ AND LEARN

5. Listen, read and learn, © No 111.

FALL

Put on your jacket and jeans for fall,
Now it's cold to play football!
Leaves turn¹ orange, red and brown,
And they all are falling down.
Winter, spring, summer, fall,
I like fall best of all!

LET US READ

6. Read and say what you have learned about summer and autumn months in Great Britain.

¹ turn [tɜ:n] — эд. становятся

THE ENGLISH YEAR

IV

May, June, July, August. In Great Britain summer begins in May. So there are four summer months. They are May, June, July and August. The weather is usually warm but not always. It is often changeable. The days are long and the nights are short. When the sun is high in the sky¹ it is hot.

People wear light² clothes — cotton³ shirts, jeans, skirts, T-shirts and light shoes.

In May on the first Monday⁴ English people celebrate the May Day holiday. Big shops are open and some people go shopping.

In June the English people celebrate Father's Day. On that day children send cards and give presents to their fathers.

Most people stay in Britain in the summer. In July and August there are lots of things to do: you can go to the parks, to the swimming pools, to the stadiums.

If the weather is fine, there are a lot of people on the beaches.⁵ In July and August you can have a very good time.



¹ sky [skaɪ] — небо

² light [laɪt] — легкий

³ cotton ['kɒtn] — хлопок

⁴ Monday ['mʌndɪ] — понедельник

⁵ beach [bi:tʃ] — пляж

September, October. Autumn comes in September. Autumn is usually a nice season in England. It is warm and dry.¹ But it can rain a lot too.

The summer holidays are over in September. The parks, beaches and streets of Britain are very quiet.² It is time to go back to school. In Great Britain school begins in the second week of September.

On the 31st of October in Great Britain there is a nice holiday for children — Hallowe'en. People put pumpkins on the window-sills.³ They draw⁴ eyes, noses and mouths on the pumpkins and put candles into them. So the pumpkin looks like a face.

Children dress up in funny clothes. They go from house to house and say "Trick or treat".⁵ People give them sweets, fruit, cakes, cookies or money.⁶

This is a nice, funny and "tasty" holiday, isn't it?



¹ dry [draɪ] — сухой

² quiet ['kwaɪət] — безлюдный

³ window-sill ['wɪndəʊsɪl] — подоконник

⁴ draw [drɔ:] — рисовать

⁵ trick or treat ['trɪk ə'tri:t] — угощайте, а то подшутим над вами

⁶ money ['mʌni] — деньги

LET US TALK

7. You've read about the English Year. Let's talk about it.

1. How many seasons are there in a year? What are they?
2. What are the spring months in Great Britain and in our country?
3. How many winter months are there in Great Britain? Name them, please.
4. There are three winter months in our country, aren't there? What are they?
5. When does summer begin in Great Britain and in our country?
6. What are the autumn months in Great Britain? And how many autumn months are there in our country?
7. What holidays do English people celebrate: in December, in January, in February, in March, in April, in June, in October?
8. What holidays do we celebrate in our country?
9. When does school begin in Great Britain and in our country?

LET US WRITE

8. What do you think is the most interesting holiday in Great Britain? What can you say about it?
9. Write it right (see Exercises 1, 2).
10. Learn to write these words.

forest, field, August, September, October, something, anything, nothing



PUZZLE TIME

Write the message and answer the question.

Do English people celebrate Hallowe'en?

85. Lesson Eighty-Five

The Eighty-Fifth Lesson

LET US LEARN

Remember!

?	+	-
any+body= anybody	some+body= somebody	no+body= nobody
Is there anybody in that house?	(Yes), there is somebody in that house.	(No), there is nobody in that house. (No), there isn't anybody in that house.

1. What does the fox say?
- Is there ... in the house?
 - There is ... in the house.



2. a) Make up sentences.

There	is	somebody	in the field.
	was		in the forest.
	will be		in the house.
			at the stadium.
			in the swimming pool.
			at the sports ground.
			at school.
			at home.

b) Express your doubt.

Example: Is there anybody ...?

c) Disagree.

Examples: There is nobody

There isn't anybody

3. Put the right words in the gaps.

Yesterday Mum bought ... for me, but I don't know what it is.

It was night and he couldn't see ...

He saw ... because it was night.

There are ... books on the table, but I don't know how many.

Were there ... toys in the box? Yes, there were ...

Did you see ... in the field? No, I saw ... there.

The boy didn't ask ... to help him make a chair.

... came into the house.

There was ... bread on the table and I asked Mum to give me

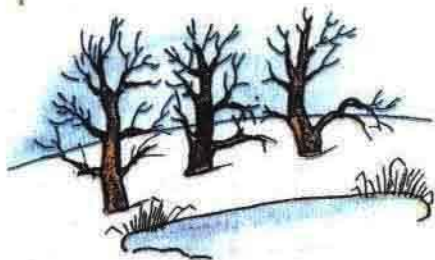
Is there ... coffee in the cup? No, there isn't. There is ... milk in it.

LET US READ AND LEARN

4. Listen to the song, read and learn, © No 112.



See page 334.



is the time for fun! I think that winter is a beautiful season. Forests and fields are white with snow. They look wonderful in winter!

Tom: Well, but I like autumn. I think that forests are more beautiful in autumn than in winter — the leaves in the trees are of different colours — green, yellow, orange, red and brown. They look beautiful! And autumn is a “tasty” season — there are a lot of vegetables and fruit in autumn.

Ted: And what about spring? Do you like it? —

Tom: Oh, yes, I like it very much, too. The leaves are small and green. The grass is green, too. It's warm in spring. In spring I usually enjoy the sun because it is not very hot. Well, I think all the seasons are beautiful!

LET US TALK

7. What is your favourite season and why?

LET US WRITE

8. Write any six sentences (see Exercise 2 a, b, c).

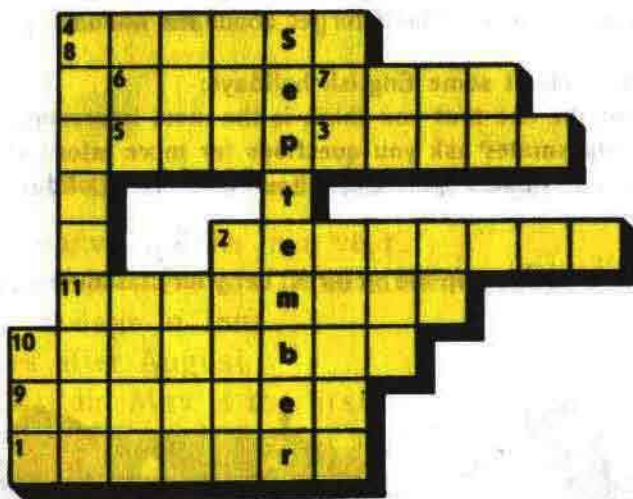
9. Learn to write these words.

somebody, anybody, nobody



PUZZLE TIME

Complete the crossword. Write the names of months.



86. *Lesson Eighty-Six*
The Eighty-Sixth Lesson

Optional Lesson (⊙ No 113)

87. *Lesson Eighty-Seven*
The Eighty-Seventh Lesson

Review 6

LET US TALK

1. Do you know the names of the months of the English year? Name:
 - the winter months,
 - the spring months,
 - the summer months,
 - the autumn months.
2. Let's have some fun. Now try and name all the months in an alphabetical order.
3. Play the game "Nature lover". The winner is the one who can say more about each season.
4. Describe any month of the English year you want for your classmates to guess what month it is. (Don't forget about the holidays!)
5. You've learned about some English holidays:
 - a) talk about the one that you think is the most interesting;
 - b) let your classmates ask you questions for more information;
 - c) ask your classmates questions about the other holidays of the English year.
6. Think of your own story on the pictures. Let your classmates think of a title for your story.





7. You've learned 6 poems and 2 songs (Lessons 79—85). Recite the poem and sing the song you like best.

LET US READ

8. Right or wrong? Choose and read aloud what's right.

- 1 There are twelve months in a year.
- 2 In Great Britain there are three summer months.
- 3 There are 30 days in June.
- 4 June comes after August.
- 5 In Great Britain May is the first summer month.
- 6 There are twenty-eight days in January.
- 7 There are twenty-eight or twenty-nine days in February.
- 8 There are two seasons in Great Britain.
- 9 Winter is the coldest season of the year.
- 10 In winter in Great Britain it rains and snows.
- 11 People celebrate Christmas on the 23rd of December.
- 12 Hallowe'en is on the 31st of October.

9. Read and say why Londoners like to go to the parks.

LONDON'S PARKS

London is a very big city.¹ More than eight million people live in London.

¹ city ['siti] — большой город

London is a green city. There are many parks in London. The biggest parks are: Hyde [haɪd] Park, St. James's Park and Regent's [ˈrɪ:dʒənts] Park.

London's famous¹ Zoo is in Regent's Park. In the Zoo there are animals and birds from different countries and continents [ˈkɒntɪnənts]. There you can see crocodiles and monkeys, elephants and giraffes, lions and tigers and a lot of other animals. You can give bananas to the monkeys! The English enjoy visiting the Zoo.

In English parks you can do lots of things and have a very good time: you can sit on the green grass, you can play football and other games, ride² horses, watch ducks, you can walk or have a quiet talk with your friends or read your book. Londoners love their parks!

10. Are the sentences true or false?

There are ten big parks in London.

London's famous Zoo is in St. James's Park.

There are different animals and birds from different countries and continents in London Zoo.

You can play games in the parks in London.

Londoners don't like their parks.

You can give bananas to the monkeys in the Zoo.

LET US WRITE

11. You've thought of a story on the pictures (see Exercise 6). If it's a good story, write it down. If it's not — think of another one.

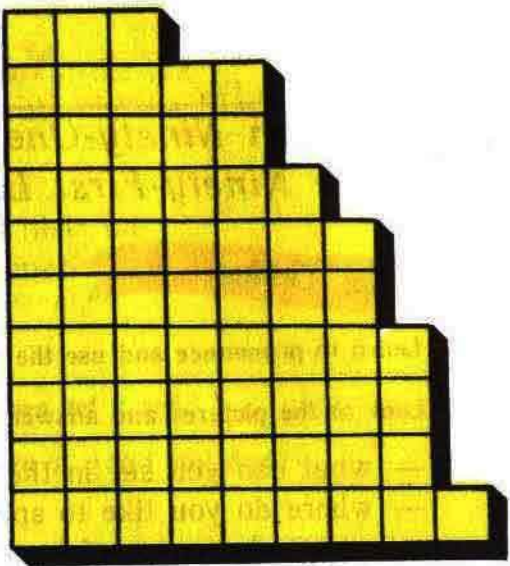


PUZZLE TIME

¹ famous [ˈfeɪməs] — известный

² ride [raɪd] — ехать верхом

Which names of 10 months do you need to build up the "ladder"?



88. *Lesson Eighty-Eight*
The Eighty-Eighth Lesson

Optional Lesson

89. *Lesson Eighty-Nine*
The Eighty-Ninth Lesson

Home Reading Lesson **13**

90. *Lesson Ninety*
The Ninetieth Lesson

Home Reading Lesson **14**

91. Lesson Ninety-One The Ninety-First Lesson

LET US LEARN

1. Learn to pronounce and use the new words, Ⓞ No 114.
2. Look at the pictures and answer the questions:
 - what can you see in the pictures?
 - where do you like to spend your holidays?
 - where does your friend like to spend his (her) holidays?
 - where were you last summer?
 - where will your family go next summer and why?



3. Make the sentences complete.

Do you like to swim in the ... or in the ...?

I like to swim in the ... The water in the Black ... is warm in summer.

He knows the names of the four ...

Last summer the Browns lived near the

Will you go to the ... next summer?

LET US READ AND LEARN

4. Listen, read and learn, Ⓞ No 115. Then act it out.

Jack: Hello, Mike! Did you have a good holiday?

Mike: Yes, thanks. Did you?

Jack: Yes, **lovely**.¹

Mike: Ah, well. Back to school now. **Ready**² for work?

5. Listen, read and learn, Ⓞ No 116.

BUTTERFLY³

Butterfly, butterfly,
Where do you fly,
So quickly and high,
In the blue, blue sky?



LET US READ

6. Read and say how Bob took care of the animals.

ON A FARM

Bob is a little boy. He is seven. He lives in a town.⁴ His uncle Mr. Smith lives in the country.⁵ He has got a big farm. Mr. Smith invited Bob to spend his summer holidays with him on the farm.

¹ lovely ['lʌvli] — великолепный, прелестный

² ready ['redi] — готовый

³ butterfly ['bʌtəflaɪ] — бабочка

⁴ in a town [ɪnə'taʊn] — в городе

⁵ in the country [ɪn ðə 'kʌntri] — в деревне, за городом

For the first time in his life Bob saw so many domestic animals: horses, cows, sheep, pigs, ducks, hens, chickens and some others.

He wanted to see everything. Bob's uncle had a lot of work to do on his farm. He usually got up at five o'clock in the morning. Bob wanted to help his uncle in his work.

One day Mr. Smith asked Bob to take care of a little calf.¹ Bob was happy. The calf was so nice, it was very little and funny. It had long legs. Its eyes were big and brown. They were so beautiful!

Bob gave the calf some milk to drink and some bread and other things to eat. He took him for a walk in the morning and in the afternoon. Bob took good care of the calf and the calf grew very quickly. Bob liked the calf very much. And the calf liked him too. It always went with Bob wherever² Bob went. Soon they became³ very good friends.

Bob learned to take care of the other animals on the farm, too.

When it was time to go back to town, Bob was very sorry. He went with his uncle to see all the animals and to say goodbye to them. He was sure that the animals were sorry too and that they said goodbye to him in their animal language.⁴



¹ calf [kɑ:l] — теленок

² wherever [ˌweə'revə] — куда бы ни

³ became [bɪ'keɪm] — стали, сделались

⁴ language ['læŋgwɪdʒ] — язык

7. Choose and read aloud the sentences to illustrate the pictures.

LET US TALK

8. Choose a partner and talk about your last summer holidays.
9. Tell your classmates about your plans for your future summer holidays.

LET US WRITE

10. Make the sentences complete.

In winter the days are ... than in summer. It's ... in summer than in spring. Summer is the ... season of the year. ... is the coldest season of the year. In ... the ... fall down from the I think it's ... in the forest in autumn. It's warm in ... and in

11. Write the opposites.

Example: close — open

large, in the morning, wrong, summer, night, cold



PUZZLE TIME

Read the secret message and answer the question.

How many oceans are there on the earth?

92. Lesson Ninety-Two

The Ninety-Second Lesson

LET US LEARN

1. Learn to read the words and sentences: first read them to yourself, then aloud as quickly as you can.

[1] kitten, winter, visit, river, a river — rivers, a long river.
There is a long river near our country house. On what river

does London stand? London stands on the river Thames [temz]. English people often call this river "Father Thames". And Russian people call the Volga river "Matushka-Volga".

[eɪ] day, May, make, take, lake, a lake — lakes, a beautiful lake.

I think that lake Baikal is the most beautiful of all the lakes.

I know that the water in lake Baikal is very cold. Do you like to swim in the river or in the lake? I like to swim in the lake.

[i:] season, eat, meat, sea, a sea — seas, the Black Sea, the

White Sea. In summer we usually go to the Black Sea. When we

lived near the sea I learned to swim. The water in the Black

Sea is usually warm in summer.

ocean ['ouʃn], an ocean — oceans, four oceans. Do you know the

names of all the oceans? Yes, I know the names of the four oceans.

2. Say where they spent their last summer vacation.

The Browns	was	near	the river.
Helen	were	to	the lake.
My uncle	spent the vacation	in	the Black Sea.
Our family	went		the ocean.
My friend's family			South America. London.

3. Learn to pronounce and use the new words, © No 117.

4. Look at the picture and answer the questions:

What can you see in the picture?

What is there near the lake?

What is there near the field?

Whom can you see in the field?

What are the cows and the sheep doing?

What is the dog doing?

What colour are the sheep (the cows, the ducks, the dog)?

What season is it? Why do you think so?



5. Now you ask your classmates questions on the picture. Let them answer your questions.

LET US READ AND LEARN

6. Enjoy your English. Listen, read, learn and sing the song, © No 118.



See page 334.

LITTLE CABIN¹ IN THE WOOD²

Little cabin in the wood.
 Little man by the window stood.
 Little rabbit hopping by,
 Knocking³ at the door.⁴

“Help me, help me, sir!” he said,
 “For the farmer bobs⁵ my head.”
 “Come on in,” the little man said,
 “Warm up by the fire.”⁶

¹ cabin [ˈkæbɪn] — хижина

² wood = forest

³ knock [nɒk] — стучать

⁴ door [dɔː] — дверь

⁵ bob [bɒb] — зд. оторвать


⁶ fire [ˈfaɪə] — огонь

7. Read the tale and prove that the bird is clever.

A CLEVER BIRD

It was a fine spring day. A little bird sat in a tree singing a song. A big grey cat saw the bird. He wanted to eat it.

So he came up to the tree and said, "Good morning, dear! Come down from the tree! Come here! I want to say something to you." "Say what you want. I shall not come down," said the bird. "Do you know that all the animals and birds are good friends now? I like you very much. Come down. We shall play," said the cat. "No, thank you," said the clever bird. "I like it here, high up in the tree. From here I can see green fields and forests, beautiful lakes and rivers. Now I see a lot of dogs. They are running here."



"Oh, goodbye then. I must run away now."

"Why?" said the little bird. "Don't you know that all the animals are good friends now?"

8. Describe the pictures (see Exercise 7).

- The tale is interesting, isn't it? Tell it to your people at home.
- Do you know any tales about clever animals? Tell one of them to your classmates.

LET US WRITE



- Make up sentences (see Exercise 2). Write them down.
- Learn to write these words.

river, lake, sea, ocean



PUZZLE TIME

Find the rhyming twins.



93. Lesson Ninety-Three

The Ninety-Third Lesson

LET US LEARN

1. Learn to read the words and sentences: first read them to yourself, then aloud as quickly as you can.

[ə:] girl, bird, third, earth, the earth. The earth is very, very big. On the earth. People live on the earth. How many oceans are there on the earth? There are four oceans on the earth. There are a lot of rivers and lakes on the earth.

[ɪ] his, pig, big, hill, a hill — hills. Is there a lake near the hill? To ski down the hills. I like to ski down the hills in winter. Can you see those green hills near the river?

[au] house, mouse, mouth, mountain, a mountain — mountains, high mountains. Which is higher a hill or a mountain? A mountain of course! There are no high mountains in Great Britain. What is the highest mountain on the earth? I think Everest is.

2. Give Jane's answers to Phil's questions.

Phil: Hello, Jane! Did you have a good holiday?

Jane:

Phil: Were you in the mountains?

Jane:

Phil: Where were you then?

Jane:

Phil: How was the weather there?

Jane:

3. One of you is Phil, the other is Jane. Act the conversation. Change over.
4. Think of some more questions which Phil could ask Jane.
5. Learn to pronounce and use the new words, © No 119.
6. Try and read the new words.

nature [ˈneɪtʃə]

food — the moon

farm — star

7. a) Ask your classmates questions on the pictures.
b) Think of some wrong statements on the pictures.
c) Describe the pictures.



LET US READ AND LEARN

8. Enjoy your English. Listen, read, learn and sing the song, © No 120.



See page 335.

A SAILOR¹ WENT TO SEA


A sailor went to sea, sea, sea
To see what he could see, see, see.
But all that he could see, see, see
Was the blue, blue sea, sea, sea.

LET US READ

9. Read the text and say why the children like to spend their holidays at their grandfather's.²

AT MY GRANDFATHER'S

My sister and I enjoy living in the country, that is why we usually spend our summer holidays at our grandfather's. He lives and works in the forest — he is a forester. He lives in a small house. He has a garden.³ Different plants grow in his garden.



¹ sailor ['seɪlə] — моряк

² at ... grandfather's — у дедушки

³ garden ['gɑ:dn] — сад

It's very beautiful there. There is a lake near the house. The lake is full of fish. Near the lake there are high green hills and large fields. A lot of different flowers grow in the fields. The forest is full of mushrooms¹ and berries.² Different birds and animals live on the hills and in the forest. Grandfather knows and loves them all. He knows a lot of things about animals: where they live in winter and in summer, what they eat, what they like to do, how they teach their children and play with them.

He knows all about birds, too. When a bird is singing he can say what bird it is. In winter, when there is not much food to eat in the forest, he gives the birds something to eat.

Grandfather likes the forest. He always says that the forest is full of wonders.

We like to listen to grandfather's stories about the forest's wonders.

10. Choose and read aloud the sentences to illustrate the pictures.

LET US TALK

11. Describe the pictures (see Exercise 9).
12. Tell about the place where you lived in summer.

LET US WRITE

13. What can you write about the pictures (see Exercise 9)?
14. Learn to write these words.

earth, hill, mountain, nature, star, the moon




PUZZLE TIME

¹ mushroom ['mʌʃrʊm] — гриб

² berry ['berɪ] — ягода

If you arrange the letters in the right order you will read an English proverb that you know.



94. *Lesson Ninety-Four* *The Ninety-Fourth Lesson*

Optional Lesson (⊙ No 121)

95. *Lesson Ninety-Five* *The Ninety-Fifth Lesson*



Review 7

LET US TALK

1. What words do you remember to describe seasons? Play the champion game. The winner is the one who is the last to name a word.
2. Try and prove that the following statements are true.
 - Summer is the best season of a year.
 - You can have a lot of fun in winter.
 - Autumn is a dull season.
 - Autumn is a colourful season.
 - Autumn is a “tasty” season.
 - In spring nature awakens¹ from her long winter sleep.
 - Nature is full of wonders.

¹ awaken [ə'weɪkən] — пробуждаться

3. What do the photos tell you?



4. You had a very good time last summer, didn't you? Tell your classmates about your holidays. Be ready to answer their questions.
5. You've learned a lot about the English year. Tell your Granny about it (don't forget about English holidays).
6. You've learned 7 poems and 4 songs (Lessons 79—85). Recite the poem and sing the song you like best.

LET US READ

7. Read about the planet you live on.

THE EARTH

We live on the earth. It is very, very big. There is a lot of water on the earth. It is in rivers, lakes, seas and oceans. There are a lot of forests and fields, hills and mountains on it.

The earth is full of wonders. Different animals live on the earth. Different plants grow on it. The earth is beautiful.

There are large countries and small countries. There are warm countries and cold countries. There are some countries where there are four seasons in a year and some countries where there are only two.



When it is day in one country it is night in another country.

When the sun shines it is day, when the sun does not shine it is night. You can see the moon and the stars in the sky at night.

People live in different countries. They speak different languages.

Our country is one of the largest countries in the world. It is so large that when it is morning in the east, it is evening in the west.

There are a lot of long rivers, beautiful lakes, large forests and fields and high mountains in our country.

People who live in our country speak more than two hundred different languages.

8. Answer the questions.

Where do people live? Is the earth big or small? What is there on the earth? Where is there water on the earth? How many oceans are there on the earth? What are the forests full of? What are the oceans full of? What is there on the mountains? The earth is beautiful, isn't it? Why? How do you know that the earth is big? Why do we say that the earth is full of wonders? When can you see the sun in the sky? When can you see the moon in the sky? Are there a lot of countries in the world? What languages do people in different countries speak? What country do you live in? What is the largest country in the world?

9. Speak about the country you live in.

10. Read the joke and say if the boy is a good pupil.

WHICH IS NEARER TO US?

Teacher: Which is nearer to us, America or the moon?

Pupil: The moon.

Teacher: The moon? Why do you think so?

Pupil: Because we can see the moon and we can't see America.

11. Write about something that you like.

96. *Lesson Ninety-Six* *The Ninety-Sixth Lesson*

Home Reading Lesson 15

97. *Lesson Ninety-Seven* *The Ninety-Seventh Lesson*

Home Reading Lesson 16

98. *Lesson Ninety-Eight* *The Ninety-Eighth Lesson*

Optional Lesson (⊙ No 122)

99. *Lesson Ninety-Nine* *The Ninety-Ninth Lesson*

Optional Lesson



Грамматический справочник

(Reference Grammar)

Имя существительное (The Noun)

§ 1. Существительные в английском языке, как и в русском, обозначают одушевленные (a girl, a cat) и неодушевленные предметы (a toy, a book), вещества (milk, bread) и явления природы (snow, rain). Они бывают исчисляемые (a girl, a toy) и неисчисляемые (milk, rain).

Перед одушевленными и неодушевленными исчисляемыми существительными ставится особое слово — *артикль*: **a (an)** перед существительными только в единственном числе (**an** перед существительными, начинающимися с гласной), **the** — в единственном и во множественном числе:

a boy — the boy boys — the boys
an apple — the apple apples — the apples

Неопределенный артикль употребляется, если имеется в виду любой предмет из ему подобных.

Give me **a** toy. Дай мне игрушку (любую).

Определенный артикль обозначает, что имеется в виду конкретный, определенный предмет:

Give me **the** toy. Дай мне игрушку (именно эту).

Перед неисчисляемыми существительными, обозначающими вещества и явления, неопределенный артикль обычно не ставится (а определенный может употребляться):

work — **the** work
gain — **the** gain

Артикль не употребляется перед именами, фамилиями, названиями городов и стран:

Ann, Pete, Brown, London, Moscow, England, Great Britain

Но следует запомнить, что определенный артикль, как правило, употребляется со следующими словами:

the sun, the moon, the sky, the earth

§ 2. Большинство существительных имеют два числа: *единственное* и *множественное*. Множественное число образуется при помощи окончания *-s* или *-es*, которое произносится как [s], [z], [ɪz]:¹

[s] <i>после глухих согласных</i>	[z] <i>после звонких согласных и гласных</i>	[ɪz] <i>после шипящих и свистящих</i>
cats books pets	dogs days tables	boxes dresses

Некоторые существительные образуют множественное число не по правилам, и их нужно запомнить: a man — men, a woman — women, a child — children, a mouse — mice, a foot — feet, a sheep — sheep.

Существительные, обозначающие вещества, явления, не употребляются во множественном числе:

much (a lot of) milk (water, bread, tea, snow, work ...)

Особенности правописания существительных во множественном числе:

¹ Следует запомнить: a house [haus] — houses ['hauzɪz].

-f → v + es

a leaf — leaves
a wife — wives
a wolf — wolves

-y → i + es

a country — countries
a family — families
a party — parties
но: a day — days

(если перед "y" стоит согласная)

§ 3. В английском языке существительные не изменяются по падежам и только одушевленные существительные имеют два падежа: *общий* и *притяжательный*. Притяжательный падеж образуется путем добавления 's к существительному в единственном числе и знака апострофа ' к существительному во множественном числе:

the pupil's book — книга ученика
the pupils' books — книги учеников

Окончание 's произносится как [s], [z], [ɪz]:

[s] <i>после глухих согласных</i>	[z] <i>после звонких согласных и гласных</i>	[ɪz] <i>после шипящих и свистящих</i>
Jack's cat the cat's nose the cats' tails	Ann's dog the father's book the pupils' books	George's book the mouse's tail the tortoises' legs

Если существительное образует множественное число не по правилам, то в притяжательном падеже прибавляется 's (как и в единственном числе):

men's hats — мужские шляпы
women's dresses — женские платья
children's books — детские книги

Имя прилагательное (The Adjective)

Прилагательные в английском языке не изменяются по числам и падежам, но, так же как и в русском языке, имеют

три степени сравнения: *положительную, сравнительную и превосходную*. Сравнительная степень односложных и двусложных прилагательных образуется с помощью суффикса **-er**, превосходная — **-est**:

small — smaller — (the) smallest
clever — cleverer — (the) cleverest

Многосложные прилагательные образуют сравнительную степень при помощи слова **more**, превосходную степень — при помощи слова **most**:

beautiful — **more** beautiful — (the) **most** beautiful
interesting — **more** interesting — (the) **most** interesting

Следует запомнить особые случаи образования степеней сравнения прилагательных:

good — better — (the) best
bad — worse — (the) worst

Особенности правописания степеней сравнения прилагательных:

— произносимая немая “e” опускается и прибавляется **-er, -est**:

nice — nicer — (the) nicest
large — larger — (the) largest

— в односложных прилагательных согласная удваивается после кратких гласных:

big — bigger — (the) biggest
hot — hotter — (the) hottest

— конечная “y” после согласной меняется на “i”:

happy — happier — (the) happiest
funny — funnier — (the) funniest

Имя числительное (The Numeral)

§ 1. В английском языке, как и в русском, есть *количественные и порядковые* числительные.

Количественные числительные от 13 до 19 образуются путем прибавления суффикса **-teen**:

four — fourteen

nine — nineteen

Числительные **thirteen** и **fifteen** изменяют орфографию в основе слова (*сравни*: three, five).

Числительные, обозначающие десятки от 20 до 90, образуются путем прибавления суффикса **-ty**:

seven — seventy

nine — ninety

Числительные **twenty**, **thirty**, **forty**, **fifty** изменяют орфографию в основе слова (*сравни*: two, three, four, five).

Порядковые числительные, кроме **first**, **second**, **third**, образуются от соответствующих количественных числительных путем прибавления суффикса **-th (-eth)**:

six — sixth

thirty-seven — thirty-seventh

Суффикс **-eth** прибавляется к числительным, оканчивающимся на **-ty**, при этом **"y"** меняется на **"i"**.

thirty — thirtieth

§ 2. Чтение сложных числительных и дат:

500 people — five hundred people

705 books — seven hundred and five books

in 1905 — in nineteen o [ou] five

in 1917 — in nineteen seventeen

September 5th, 1993 — September the fifth, nineteen ninety-three; the fifth of September, nineteen ninety-three.

Местоимение (The Pronoun)

В английском языке есть *личные, притяжательные, указательные, неопределенные* и другие местоимения.

Личные (кто? кого? кому? кем? о ком?)

Единое число

I — me
he — him
she — her
it — it

Множественное число

we — us
you — you
they — them

Притяжательные (чей? чья? чье?)

Единое число

(I) — my
(he) — his
(she) — her
(it) — its

Множественное число

(we) — our
(you) — your
(they) — their

Указательные

Единое число

this
that

Множественное число

these
those

Неопределенные

some, any, no и их производные

some — something — somebody

any — anything — anybody

no — nothing — nobody

В английском языке в отрицательном предложении может быть только одно отрицание:

There is **no** milk in the cup.

There **isn't** any milk in the cup.

I saw **nobody** in the room.

I **didn't** see anybody in the room.

Глагол (The Verb)

§ 1. В русском языке у глагола есть три времени: настоящее, прошедшее и будущее, а в английском языке времен больше.

В III классе нужно знать и уметь правильно употреблять четыре времени: the present indefinite tense (настоящее неопределенное время): "I read every day"; the past indefinite tense (прошедшее неопределенное время): "I read [red] yesterday"; the future indefinite tense (будущее неопределенное время): "I shall read tomorrow"; the present continuous tense (настоящее продолженное время): "I am reading now".

§ 2. **Present indefinite** употребляется для выражения действия, которое происходит *всегда, постоянно, обычно*; часто со словами **usually, always, often, every day (week, month, year, Sunday ...)** и другими, которые всегда стоят перед смысловым глаголом или в конце предложения, но после глагола to be.

We **always** go to the country in summer.

The pupils speak English **every day**.

He is **often** late.

В 3-м лице единственного числа к глаголу прибавляется окончание **-s** или **-es**, которое читается как [s], [z], [ɪz]:

[s] <i>после глухих согласных</i>	[z] <i>после гласных и звонких согласных</i>	[ɪz] <i>после шипящих и свистящих</i>
works helps takes	falls goes becomes	dresses watches

He **watches** TV every evening.

She **usually helps** her Granny about the house.

Особенности правописания глаголов в 3-м лице единственного числа:

— в глаголах, оканчивающихся на "y" с предыдущей согласной, "y" меняется на "i" и добавляется окончание **-es**:

to try — he (she, it) **tries**

Но: to play — he (she, it) **plays**

— в глаголах, оканчивающихся на "о", прибавляется -es:

to go — he (she, it) goes

to do — he (she, it) does

Вопросительная и отрицательная формы образуются с помощью вспомогательного глагола **do (does)**.

Утвердительная форма	Вопросительная форма	Отрицательная форма
I work	Do I work?	I do not work
He } She } works	Does { he } { she } work?	He } She } does not work
It } We } You } work	Do { we } { you } work?	We } You } do not work
They }	{ they }	They }

§ 3. **Past indefinite** употребляется для выражения действия или состояния, имевшего место в прошлом и не связанного с настоящим моментом, часто со словами: **yesterday, last week (month, year, summer, Sunday ...)**, **ago** и с указанием дат: **in 1941, in 1990** и т. д.

Yesterday my father and I went to the swimming pool.

The boys played hockey **last Sunday**.

In 1991 our family lived in Kiev.

Last week we saw an interesting play at the Children's Theatre.

В английском языке различают *правильные* и *неправильные* глаголы. *Правильные* глаголы образуют прошедшее время путем добавления окончания **-ed** или **-d**, которое читается как [t], [d], [ɪd]:

[t] <i>после глухих согласных</i>	[d] <i>после звонких согласных и гласных</i>	[ɪd] <i>после букв t, d</i>
dressed helped danced	opened played answered	counted wanted collected

Особенности правописания *правильных* глаголов:

— удваивается конечная согласная в односложных и двусложных глаголах с краткой гласной:

skip — skipped
stop — stopped
hop — hopped

— в глаголах, оканчивающихся на “y” с предшествующей гласной, “y” меняется на “i” и добавляется окончание **-ed**:

try — tried
cry — cried
Но: play — played

Формы *past indefinite* *неправильных* глаголов следует запомнить:

become — became
get — got
know — knew

Вопросительная и отрицательная формы образуются с помощью вспомогательного глагола **did**.

Утвердительная форма	Вопросительная форма	Отрицательная форма
I He She It We You They	Did I he she it we you they	I He She It We You They
} helped / went	} help / go?	} did not help / go

§ 4. **Future indefinite** употребляется для выражения действия или состояния в будущем; часто со словами **tomorrow, next week (Sunday, month, year ...)**. Оно образуется при помощи вспомогательных глаголов **shall** для 1-го лица единственного и множественного числа и **will** во всех остальных случаях.

We **shall** go to the sea next month.

My friend **will** visit his Granny tomorrow.

Утвердительная форма	Вопросительная форма	Отрицательная форма
I shall He She It We shall You They	Shall I he Will she it Shall we Will you they	I shall He She It We shall You They
} will } work.	} work?	} will } not work.

§ 5. **Present continuous** употребляется для выражения действия, которое происходит **в настоящее время, в момент речи**. Оно образуется при помощи вспомогательного глагола **to be** в формах настоящего времени (**am, is, are**) и добавления **-ing** к смысловому глаголу:

I **am reading** an interesting book **now**.

He **is writing** a letter to his friend.

They **are playing** hockey.

Особенности правописания:

— конечная согласная удваивается в односложных и двусложных глаголах с предшествующей краткой гласной:

sit — sitting
swim — swimming
begin — beginning

— немое “e” не пишется перед -ing:

write — writing
make — making
take — taking

Утвердительная форма	Вопросительная форма	Отрицательная форма
I am He } She } is It } We } You } are They }	Am I Is { he { she { it } Are { we { you { they }	I am He } She } is It } We } You } are They }
working.	working?	not working.

§ 6. Повелительное наклонение в английском языке, как и в русском, употребляется для выражения просьб, приказаний, приглашений, запрещений. Оно имеет две формы: утвердительную и отрицательную.

Утвердительная форма	Отрицательная форма
Stand up! Give it to me, please. Let's go there!	Don't stand up! Don't give it to me, please! Let us not go there!

Наречие (The Adverb)

В английском языке наречие часто образуется от прилагательных при помощи прибавления суффикса -ly:

quick — quickly bad — badly
slow — slowly *Ho:* good — well



Проверь себя!

Все ли ты отгадал в разделе **Puzzle Time**? Вот ответы:

Lesson 1: grandmother, red, aunt, nine, daughter, monkey, one, ten, hare, eight, gun.

Lesson 2: sport, football, volleyball — из английского языка; sputnik, samovar, matreshka — из русского языка.

Lesson 3: bye — my, you — blue, how — cow, eight — skate, bear — hare, chair — where, tag — bag, see — we, toy — boy, snow — know, run — son, day — play, fine — nine.

Lesson 4: blue.

Lesson 5: run, ski, jump, skip, swim, skate, sport, sledge, hockey, tennis, stadium, badminton, sports ground, swimming pool.

Lesson 9: внук, внучка.

Lesson 10: (1) mother; (2) son; (3) grandson; (4) husband; (5) sister; (6) uncle.

Lesson 11: grandparents, grandmother, nephew, wife, daughter, parents, aunt, husband, uncle, niece, sister.

Lesson 14: from, man, name, eight, ten, near, red, doll, live, engineer.

Lesson 15: clock, man, get, wife, fox, cat, how, blue, son, live, two, know, ten, fine.

Lesson 16: children, shower, clean, teeth, red, nine, what, when, little, or, do, does, not, is, his, cat, she, he, exercise, then.

Lesson 17: wife, eleven, nine, eight, ten, nice, elephant, teacher, red, doctor, run, no, old, doll, leap-frog, grey, yellow, want, this, swim, monkey, yes и т. д.

Lesson 18: school, see, seven, she, sister, six, skate, ski, skip, sledge, snowball, son, sorry, sport, sport game, sports ground, stadium, swim, swimming pool, street, shower.

Lesson 20: thank you.

Lesson 21: why — my, game — name, hi — bye, his — is, he — we, now — how, or — four, can't — aunt, fox — box, go — no, fall — ball.

Lesson 22: 1) face, hand, wash, dress, clean, teeth, tooth, lunch, dinner, usually, morning, evening, exercise, breakfast, afternoon.

Lesson 23: 2) football, hopscotch, leapfrog, sports ground, afternoon, homework, grandfather, then, take a shower, time, tooth, teeth, teacher, tag, them, take, they, three, toy, two, tiger и т. д.

Lesson 24: ball, bird, black, brown, blue, bear, box, big, bag, basketball, boy, badminton, book, bye.

Lesson 28: a clock.

Lesson 29: grandfather.

Lesson 30: three ducks.

Lesson 31: sweet, tea, apple, eat, took, know, wash, hand, dinner, run, not, think.

Lesson 32: sweet, juice, cup, put, eat, porridge.

Lesson 34: coffee, glass, milk, apple, drink, meat, soup, sweet, bread, juice, egg, cup, tea.

Lesson 35: egg, tea, meat, soup, bread, juice, apple, sweet, coffee, porridge, ice-cream.

Lesson 36: TV.

Lesson 37: a table.

Lesson 38: fast — last, eat — meat, street — sweet, see — tree, thought — bought, silk — milk, dish — fish, Peg — egg, parrot — carrot, could — foot.

Lesson 39: food, drink, ice-cream, fish, fruit, egg, grow, tree, different, animal, tea, make, meat, tasty, coffee, sweet.

Lesson 42: last, tasty, yesterday, year, run, now, without, tree, elephant, tag, grow, week kitten.

Lesson 43: he, bye, name, juice, coffee, giraffe, porridge, vegetable.

Lesson 44: shop, holiday, open, party, present, ice-cream, new, grow.

Lesson 45: a clock.

Lesson 46: carrot — parrot, took — book, gave — save, saw — law, old — cold, shop — hop, send — mend, grow — know, tree — free, food — good, week — seek, last — fast, ran — can, bought — thought, had — lad, got — hot, came — same.

Lesson 49: (1) fox, (2) bear.

Lesson 50: pet, clever, short, yesterday, look, teach, toy, only, neck, long, tail, shop, open, party, put.

Lesson 52: 1) ears, 2) head, 3) nose, 4) mouth, 5) hands, 6) face, 7) hair, 8) eyes.

Lesson 57: cow, cat, horse, monkey, dog, goat, lion, elephant, tiger, crocodile.

Lesson 58: He has got black hair, blue eyes, a long nose, a short neck.

Lesson 59: My favourite animal is a lion.

Lesson 60: a) an elephant, b) a mouse.

Lesson 64: interesting, girl, left, tortoise, eat, three, egg, glass, shoulder, right, tail, leg, grey, yellow, week, kitten, now, wolf, foot, toe.

Lesson 65: 1) pig, 2) make, 3) milk, 4) walk, 5) book, 6) wife, 7) parrot, 8) wear, 9) fox, 10) toy, 11) how, 12) neck, 13) cap, 14) hat, 15) boot, 16) good.

Lesson 66: sweater.

Lesson 67: 1) cap, 2) hat, 3) shoe, 4) boot, 5) jeans, 6) jacket, 7) sweater, 8) trousers.

Lesson 71: 1) shirt, 2) shorts, 3) boots, 4) blouse, 5) sweater, 6) jeans, 7) skirt, 8) shoes.

Lesson 72: The right thing in the right place.

Lesson 73: 1) blouse, 2) jacket, 3) T-shirt, 4) socks, 5) shorts, 6) coat, 7) tights.

Lesson 74: I love my mother dearly.

Lesson 76. night — right, near — ear, skirt — shirt, big — pig, blouses — trousers, let — pet, there — wear, wrong — long, farm — arm, my — eye, bought — taught, thought — short.

Lesson 79: autumn.

Lesson 80: Tastes differ.

Lesson 81: February, winter, January, season, summer, because, spring, autumn, weather, December, November.

Lesson 82: January, February, March, April, November, December, winter, spring, summer, autumn, leave, grass.

Lesson 83: My favourite season is summer.

Lesson 84: Do English people celebrate Hallowe'en?

Lesson 85: 1) January, 2) February, 3) March, 4) April, 5) May, 6) June, 7) July, 8) August, 9) October, 10) November, 11) December.

Lesson 87: September, February, December, November, October, January, August, April, March, May.

Lesson 91: How many oceans are there on the earth?

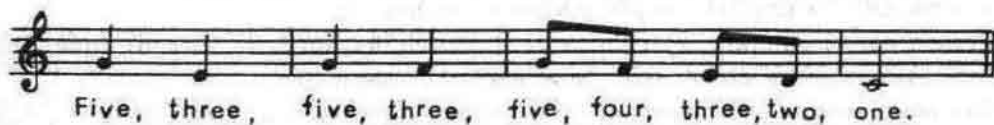
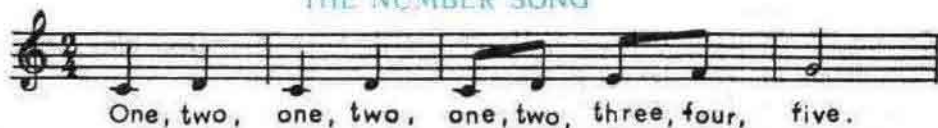
Lesson 92: Phil — hill, lake — make, day — May, train — rain, all — fall, wing — spring, summer — drummer, South — mouth, chest — West.

Lesson 93: East or West home is best.



НОТЫ К ПЕСНЯМ


THE NUMBER SONG



HOW ARE YOU?



WHAT DO YOU DO AT THIS TIME?



YOU TAKE YOUR LITTLE HANDS

You take your little hands and go clap, clap, clap; You
take your little hands and go clap, clap, clap; You take your little hands and go
clap, clap, clap; Clap, clap, clap your hands.

The musical notation consists of three staves. The first two staves are in treble clef with a 7/8 time signature. The first staff contains the melody for the first line of lyrics. The second staff contains the melody for the second line of lyrics. The third staff is in bass clef and contains the accompaniment for the third line of lyrics, ending with a double bar line.

HE LIKES CHICKEN

He likes chicken, Chicken, chicken. And salad too. Sa_lad too.
She likes spa-ghet-ti. Spa-ghet-ti, spa-ghet-ti. And pud-ding too. Pud-ding too.

The musical notation consists of two staves in treble clef with a 9/8 time signature. The first staff contains the melody for the first line of lyrics. The second staff contains the melody for the second line of lyrics.

HAPPY BIRTHDAY

Happy birth-day to you! Happy birth-day to
you! Happy birth-day, dear He-len! Happy birth-day to you.

The musical notation consists of two staves in treble clef with a 3/4 time signature. The first staff contains the melody for the first line of lyrics. The second staff contains the melody for the second line of lyrics.

WE WISH YOU A MERRY CHRISTMAS

We wish you a me-rry Christ-mas, We wish you a me-rry
Christ-mas, We wish you a me-rry Christ-mas And a hap-py New Year.

The musical notation consists of two staves in treble clef with a 3/4 time signature. The first staff contains the melody for the first line of lyrics. The second staff contains the melody for the second line of lyrics.

ALOUETTE

A_ lou_ et_ te, lit_ tle A_ lou_ et_ te, A_ lou_ et_ te,
 play the game with me. Put your fin_ ger on your head, Put your fin_ ger on your head,
 On your head, On your head, Don't for_ get, A_ lou_ ette, oh!

I FOUND A COW

I fo_ und a cow! How? I fo_ und a bear!
 Whe_ re? I fo_ und a hen! When? I
 fo_ und a bear! I fo_ und a hen! I fo_ und a cow! Wow!

HEAD AND SHOULDERS

Head and shoul_ ders, knees and toes, knees and toes.
 head and shoul_ ders, Knees and toes, Knees and toes, And
 eyes and ears, and mouth and nose.

head and shoulders, knees and toes, knees and toes.

FINGERS

How many fingers have I got? Five on my right hand.

Five on my left hand. How many fingers have I got?

WHAT DO YOU WEAR?

What do you wear on your head? A hat.

What do you wear on your head? A cap. A

hat and a cap. A cap and a hat.

THE KITTENS' CLOTHES

Jeans and trousers, sweaters and shirts,

Socks and tights, And jackets and shirts. T-shirts, shoes,

High boots and mittens, These are the clothes Of the kittens.

WHEN TREES ARE GREEN

When trees are green and forests are green, And
grass is green and long, It's good to walk in
the fo-rests And listen to little birds' song. When
trees are white and fo-rests are white... 1. 2.

The musical notation consists of four staves of music in a single system. The first staff begins with a treble clef and a key signature of one flat (B-flat). The melody is written in a simple, accessible style with quarter and eighth notes. The lyrics are placed below the notes, with some words underlined to indicate syllable placement. A first ending bracket is shown above the final measure of the fourth staff, with a second ending bracket below it.

WORLD WEATHER

In the North it's show_ing, And in the South it's hot.
In the East the wind is blo_wing, And in the West it's not
In the South the sun is shin_ing, And in the West the sky is blue.
In the East it's rain_ing, And in the North it's rain_ing too.

The musical notation consists of four staves of music in a single system. The first staff begins with a treble clef and a key signature of one flat (B-flat). The melody is written in a simple, accessible style with quarter and eighth notes. The lyrics are placed below the notes, with some words underlined to indicate syllable placement.

LITTLE CABIN IN THE WOOD

Lit_tle ca-bin in the wood. Lit-tle man by the
win-dow stood. Lit-tle rab-bit hop-ping by,

The musical notation consists of two staves of music in a single system. The first staff begins with a treble clef and a key signature of one flat (B-flat). The melody is written in a simple, accessible style with quarter and eighth notes. The lyrics are placed below the notes, with some words underlined to indicate syllable placement.

Knock-ing at the door. "Help me, help me,

sir!" he said, "For the far-mer bobs my head."

"Come on in," the lit-tle man said, "Warm up by the fire."

A SAILOR WENT TO SEA

A sai-lor went to sea, sea, sea. To

see what he could see, see, see, But all that he could

see, see, see Was the blue, blue sea, sea, sea.



Англо-русский словарь

А а

- *¹ **about** [ə'baʊt] о
- * **according to** [ə'kɔ:dɪŋtə] в соответствии с
- * **act** [ækt] играть роль
- * **action** ['æksɪn] действие
- Africa** ['æfrɪkə] Африка
- * **after** ['ɑ:ftə] после 1²
- afternoon** [ɑ:ftə'nju:n] полдень 20
 in the afternoon в полдень
- * **again** [ə'geɪn] опять, еще раз
- * **ago** [ə'gəʊ] тому назад
- * **agree** [ə'gri:] соглашаться
- * **all** [ɔ:l] все, всё
- * **alone** [ə'ləʊn] одинокий
 all alone ['ɔ:l ə'ləʊn] совсем один
- * **aloud** [ə'ləʊd] вслух
- * **alphabetical** [ˌælfə'betɪkəl] алфавитный
- always** ['ɔ:lweɪz] — всегда 44
- am** [æm, əm] 1-е л. ед. ч. н. вр. гл. to be
- America** [ə'merɪkə] Америка
- and** [ænd, ənd] и
- * **angry** ['æŋgrɪ] сердитый, злой
- animal** ['ænɪməl] животное 37
- another** [ə'nʌðə] другой (-ая, -ое, -ие) 31
- any** ['eni] какой-нибудь, сколько-нибудь
- anybody** ['eni'bɔ:di] кто-нибудь, кто-то 85
- anything** ['eniθɪŋ] что-нибудь, что-то 84
- * **answer** ['ɑ:nsə] отвечать
- apple** ['æpl] яблоко 29
- April** ['eɪprɪl] апрель 81
- are** [ɑ:] мн. ч. н. вр. гл. to be
- arm** [ɑ:m] рука 57
- around** [ə'raʊnd] вокруг
- * **arrange** [ə'reɪndʒ] располагать, классифицировать
- * **Asia** ['eɪʃə] Азия
- * **ask** [ɑ:sk] спрашивать
- * **asleep** [ə'sli:p] спящий
- at** [æt, ət] у, около
- August** ['ɔ:gəst] август 83
- aunt** [ɑ:nt] тетья

¹ Слова, обозначенные звездочкой (*), не входят в лексический минимум III класса.

² Цифры, стоящие после слова, обозначают номер урока, где встречается слово.

autumn [ˈɔ:təm] осень 79
away from [ə'wei frəm] вдали от
awaken [ə'weikən] пробуждаться

B b

bad [bæd] (**worse** [wɜ:s], (**the worst** [wɜ:st]) плохой (хуже, наихудший)
badminton ['bædmɪntən] бадминтон
play badminton играть в бадминтон
bag [bæg] сумка, мешок
ball [bɔ:l] мяч
* **banana** [bə'nɑ:nə] банан
* **bark** [bɑ:k] лаять
* **basket** ['bɑ:skɪt] корзина
basketball ['bɑ:skɪtbɔ:l] баскетбол
play basketball играть в баскетбол
be (was, were) [bi:] быть, находиться
* **be in** находиться дома
* **beach** [bi:tʃ] пляж
bear [beə] медведь
beautiful ['bjʊ:təfʊl] красивый 59
because [bi'kɔ:z] потому что 80
* **become** [bi'kʌm] (**became** [bi'keɪm]) стать, становиться
bed [bed] кровать
go to bed ложиться спать 23
before [bɪ'fɔ:] перед, до
* **begin** [bɪ'gɪn] (**began** [bɪ'gæn]) начинать
* **behind** [bɪ'haɪnd] позади
* **believe** [bɪ'li:v] верить
* **belong** [bɪ'lɔŋ] принадлежать
* **berry** ['berɪ] ягода
best [best] наилучший
* **between** [bɪ'twi:n] между

big [bɪg] большой
bird [bɜ:d] птица
birthday ['bɜ:θdeɪ] день рождения
Happy birthday! С днем рождения!
black [blæk] черный
* **blink** [blɪŋk] моргать
blouse [blaʊz] блузка 67
blue [blu:] голубой, синий
* **boast** [bəʊst] хвастаться
* **boaster** ['bəʊstə] хвастун
* **bone** [bəʊn] кость
* **bob** [bɒb] постукивать
body ['bɒdɪ] тело, туловище 57
book [buk] книга 22
boot [bu:t] ботинок 65
* **both** [bəʊθ] оба
both ... and ... и ... и ...
box [bɒks] коробка, ящик
boy [bɔɪ] мальчик
* **bracket** ['brækɪt] скобка
bread [bred] хлеб 32
breakfast ['brekfəst] завтрак
have breakfast завтракать
bright [braɪt] яркий, блестящий
bring [brɪŋ] (**brought** [brɔ:t]) приносить 44
brother ['brʌðə] брат
brown [braʊn] коричневый
* **bucket** ['bʌkɪt] ведро
* **build** [bɪld] построить
but [bʌt, bət] но
butter ['bʌtə] масло
* **butterfly** ['bʌtəflaɪ] бабочка
busy ['bɪzi] занятой 30
buy [baɪ] (**bought** [bɔ:t]) покупать 34
bye [baɪ] до свидания, пока

- * **cabin** ['kæbɪn] хижина
- * **call** [kɔ:l] звонить, звать, называть
- * **calf** [kɑ:f] теленок
- * **can** [kæn] (**could** [kud]) мочь, уметь
- can't** [kɑ:nt] = **cannot** ['kænɒt]
- * **candle** ['kændl] свеча
- * **cap** [kæp] кепка, шапка
- * **card** [kɑ:d] открытка
 - * **greeting card** ['gri:tɪŋ'kɑ:d] поздравительная открытка
- * **carrot** ['kærət] морковь 35
- * **cat** [kæt] кот, кошка
- * **catch** [kætʃ] ловить, поймать
- * **category** ['kætɪgəri] категория
- * **celebrate** ['selibreɪt] праздновать 43
- * **certainly** ['sɜ:tnli] конечно 15
- * **champion** ['tʃæmpjən] чемпион
- * **chainword** ['tʃeɪnwɜ:d] чайнворд
- * **chair** [tʃɛə] стул
- * **change** [tʃeɪndʒ] менять 72
 - * **change over** ['tʃeɪndʒ'əʊvə] меняться (ролями)
- * **cheese** [tʃi:z] сыр
- * **chess** [tʃes] шахматы 23
 - play chess** играть в шахматы 23
- * **chicken** ['tʃɪkɪn] цыпленок 34
- * **child** [tʃaɪld] ребенок
- * **children** ['tʃɪldrən] дети 10
- * **chin** [tʃɪn] подбородок 10
- * **chocolate** ['tʃɔ:k(ə)lət] шоколад
- * **choose** [tʃu:z] выбирать
- * **Christmas** ['krɪsməs] Рождество 44
 - Christmas tree** рождественская елка
 - Merry Christmas!** С Рождеством!
- * **city** ['sɪti] большой город

- * **classmate** ['klɑ:smeɪt] одноклассник
- * **clean** [kli:n] чистить; чистый 16
- * **clever** ['klevə] умный
- * **clock** [klɒk] часы (стенные, настольные, башенные)
- * **close** [klaʊz] закрывать
- * **coat** [kəʊt] пиджак
- * **code** [kəʊd] код
- * **coffee** ['kɒfi] кофе
- * **cold** [kəʊld] холодный
 - It's cold.** Холодно.
- * **colour** ['klɜ:lə] цвет
- * **column** ['kɒləm] столбик, колонка
- * **come** [kʌm] (**came** [keɪm]) приходиться
 - come in** входить
 - come back** [bæk] возвращаться
 - come home** приходиться домой 14
 - * **Come on!** Живей!
- * **compare** [kəm'preɪ] сравнивать
- * **comparison** [kəm'pærɪsn] сравнение
 - * **make a comparison** проводить сравнение
- * **complete** [kəm'pli:t] заканчивать
- * **compose** [kəm'pəʊz] сочинять
- * **composition** [kəm'pəzɪʃn] сочинение
- * **computer** [kəm'pjʊ:tə] компьютер
- * **congratulate** [kən'grætjuleɪt] поздравлять
- * **conversation** [kɒnvə'seɪʃn] разговор, беседа
- * **cookie** ['kʊki] печенье
- * **copy** ['kɒpi] списывать
- * **correct** [kə'rekt] исправлять, поправлять; правильный, верный
- * **cosmonaut** ['kɒzməʊnɔ:t] космонавт
- * **cotton** ['kɒtn] хлопок
- * **country** ['kʌntri] страна 36; сельская местность

in the country за городом; в деревне; на даче

- * **cousin** ['kʌzn] двоюродный брат (кузен); двоюродная сестра (кузина)
- cow** [kau] корова
- crocodile** ['krɒkədail] крокодил
- * **cub** [kʌb] детеныш
- cup** [kʌp] чашка 30
- * **curious** ['kjʊəriəs] любопытный, любознательный

D d

- * **dance** [dɑ:ns] танцевать
- * **dark** [dɑ:k] темный
- daughter** ['dɔ:tə] дочь
- day** [deɪ] день
 - one day** однажды
 - day off** выходной день 74
- * **dear** [diə] дорогой (-ая, -ое, -ие)
 - Oh, dear!** О, боже!
 - nearest and dearest** ['niənist ənd 'diəriəst] самые близкие и дорогие
- December** [di'sembə] декабрь 80
- decorate** ['dekəreit] украшать
- * **depend (on)** [di'pend] зависеть (от)
- * **describe** [dis'kraɪb] описывать
- * **diagram** ['daɪəgræm] диаграмма, схема
- * **dialogue** ['daɪələg] диалог
- different** ['dɪfrənt] разный 38
- dinner** ['dɪnə] обед 18
 - have dinner** обедать
 - for dinner** на обед
- * **disagree** [ˌdɪsə'gri:] не соответствовать, не соглашаться
- do** [du:] делать
 - do exercises** [ˌeksə'saɪzɪz] делать зарядку 15

do homework ['həʊmwɜ:k] выполнять домашнее задание

- doctor** ['dɒktə] доктор
- dog** [dɒg] собака
- * **dog house** ['dɒg 'haʊs] конура
- doll** [dɒl] кукла
- domestic** [də'mestɪk] домашний
- * **door** [dɔ:] дверь
- * **double** ['dʌbl] удвоенный
- * **doubt** [daʊt] сомневаться, сомнение
- draw** [drɔ:] рисовать
- dress** [dres] одеваться 16; платье
- drink** [drɪŋk] (**drank** [dræŋk]) пить 31
- driver** ['draɪvə] шофер
- * **dry** [draɪ] сухой
- duck** [dʌk] утка
- * **duckling** ['dʌklɪŋ] утенок
- * **dull** [dʌl] скучный, грустный
 - It's dull.** Скучно. Грустно.
- during** ['djʊəriŋ] в течение, во время

E e

- * **each** [i:tʃ] каждый
- ear** [ɪə] ухо
 - by the ears** за уши
- * **early** ['ɜ:li] рано
- earth** [əθ] земля
- * **east** [i:st] восток
- * **Easter** ['i:stə] Пасха
- * **easy** ['i:zi] легкий
- easily** ['i:zɪli] легко
- eat** [i:t] (**ate** [et]) кушать 29
- eight** [eɪt] восемь
- eighteen** ['eɪ'ti:n] восемнадцать
- eighth** [eɪtθ] восьмой 51
- eighty** ['eɪti] восемьдесят
- egg** [eg] яйцо 31
- elephant** ['elɪfənt] слон

- eleven [ɪ'velvn] одиннадцать 2
- * else [els] еще
- * end [end] конец
- engineer [ˌendʒɪ'nɪə] инженер
- * English [ˈɪŋɡlɪʃ] английский
the English англичане
- enjoy [ɪn'dʒɔɪ] наслаждаться
- * equivalent [ˌɪkwɪvələnt] эквивалент, равнозначный
- * explain [ɪks'pleɪn] объяснять
- * express [ɪks'pres] выражать
- * eve [i:v] канун
on the eve накануне
- evening [ˈi:vɪŋ] вечер 22
in the evening вечером 22
- every [ˈevrɪ] каждый 17
every day каждый день
- everything [ˈevrɪθɪŋ] всё
- everyone [ˈevriwʌn] все
- exercise [ˈeksəsaɪz] упражнение
morning exercises утренняя зарядка
- excuse [ɪks'kju:z] извинять(ся) 15
Excuse me! Извините!
- eye [aɪ] глаз 52

F f

- face [feɪs] лицо 18
- * fact [fækt] факт
in fact фактически
- fall [fɔ:l] осень (ам.) 84
- * fall (down) [ˈfɔ:l 'daʊn] падать
- * fall out [ˈfɔ:l 'aʊt] выпадать
- family [ˈfæmɪli] семья
- * false [fɔ:ls] ложный, фальшивый
- * famous [ˈfeɪməs] знаменитый
- * farm [fɑ:m] ферма
- * farmer [ˈfɑ:mə] фермер
- father [ˈfɑ:ðə] отец

- favourite [ˈfeɪvərɪt] любимый 59
- February [ˈfebruəri] февраль 80
- * feed [fi:d] кормить
- feet см. foot
- field [fi:ld] поле 83
- fifteen [ˈfɪfti:n] пятнадцать
- fifth [fɪfθ] пятый 49
- fifty [ˈfɪftɪ] пятьдесят
- * fight [faɪt] бой
- * fill in [ˈfɪl ɪn] вставлять
- * film [fɪlm] фильм
- * find [faɪnd] находить
- * find out [ˈfaɪnd 'aʊt] выяснить
- fine [faɪn] хороший, прекрасный
I'm fine! У меня все хорошо!
Я себя прекрасно чувствую!
- * finger [ˈfɪŋɡə] палец (на руке)
- * finish [ˈfɪnɪʃ] финиш
* finish up закончить
- * fire [ˈfaɪə] огонь
- first [fɜ:st] 1. первый; 2. сначала
- fish [fɪʃ] рыба
go fishing ходить на рыбную ловлю
- * fish out выловить
- five [faɪv] пять
- * fly [flaɪ] летать
- * flower [ˈflaʊə] цветок
- food [fu:d] еда 37
- * fool [fu:l] дурак; дурачить
April Fool's Day 1 апреля — никому не верь!
- * following [ˈfɒləʊɪŋ] следующий
- foot [fʊt] нога (feet [fi:t] ноги) 57
- football [ˈfʊtbɔ:l] футбол
play football играть в футбол
- * for [fɔ:, fə] для
- forest [ˈfɒrɪst] лес 83
- * forget [fə'get] (forgot [fə'gɒt]) забывать
- four [fɔ:] четыре

- fourth [fɔ:θ] четвертый 49
 fox [fɒks] лиса
 friend [frend] друг, подруга
 from [frɒm, frʌm] из
 fruit [fru:t] фрукты 35
 * full (of) [fʊl] полный
 * fun [fʌn] веселье, забава
 funny ['fʌni] смешной, забавный
 * future ['fju:tʃə] будущее (время)

G g

- game [geɪm] игра
 play games играть в игры
 * gap [gæp] пропуск
 * gay [geɪ] веселый
 * garden ['gɑ:dn] сад
 * get [get] достать, становиться
 get up вставать, просыпаться 14
 girl [gɜ:l] девочка
 give [gɪv] (gave [geɪv]) давать
 giraffe [dʒɪ'rɑ:f] жираф
 glass [glɑ:s] стакан
 glove [glɒv] перчатка
 go [gəʊ] (went [went]) ходить
 go fishing ['fɪʃɪŋ] ходить на рыбную ловлю
 go for a walk [wɔ:k] гулять
 go to bed [bed] ложиться спать
 go shopping ['ʃɒpɪŋ] ходить за покупками
 good [gʊd] (better ['betə], (the) best [best]) хороший (лучше, самый хороший)
 be good at способный к чему-то; умеющий хорошо что-то делать
 * goodnight [ˌgʊd'naɪt] спокойной ночи 11
 * granddaughter ['grændɔ:tə] внучка
 grandfather ['grændfɑ:də] дедушка

- grandmother ['græp.mʌdə] бабушка
 * grandson ['grænsʌn] внук
 grass [grɑ:s] трава 81
 great [greɪt] великий 42
 Great! Великолепно! Блеск!
 You look great! Ты выглядишь великолепно! 73
 Great Britain ['greɪt'brɪtn] Великобритания
 green [grɪn] зеленый
 grey [greɪ] серый
 ground [graʊnd] земля
 * group [gru:p] группа; сгруппировать
 grow [grəʊ] (grew [gru:]) расти 38
 * guess [ges] отгадывать
 * guide [gaɪd] руководство, образец
 * gum [gʌm] смола, резина
 * gun [gʌn] ружье

H h

- * half [hɑ:f] половина
 hamburger ['hæmbɜ:gə] гамбургер
 hamster ['hæmstə] хомяк 59
 hand [hænd] рука (кисть)
 happy ['hæpɪ] счастливый
 Happy birthday! С днем рождения!
 Happy New Year! С Новым годом!
 hair [heə] волосы 52
 hare [heə] заяц
 has [hæz] имеет
 have [hæv] имеют, имеете
 hat [hæt] шляпа 64
 he [hi:] он
 head [hed] голова 52
 * headache ['hedeɪk] головная боль
 * heart [hɑ:t] сердце

- * **by heart** наизусть
- Hello!** [he'lou] Здравствуйте! Привет!
- help** [help] помогать 21
- help about the house** [haus] помогать по дому 21
- * **Help yourself** [jɜ:'self]! Угоститесь!
- * **hen** [hen] курица
- her** [hə:] ее
- here** [hiə] здесь
- Here it is!** Вот!
- Hi!** [hai] Привет!
- hide-and-peek** ['haɪdənd'si:k] игра в прятки
- play hide-and-peek** играть в прятки
- hill** [hil] холм 92
- * **high** [hai] высокий
- * **high boots** ['haɪbʊts] сапоги
- his** [hɪz] его
- hockey** ['hɒki] хоккей
- play hockey** играть в хоккей
- holiday** ['hɒlɪdeɪ] праздник 42
- * **holidays** ['hɒlɪdeɪz] каникулы
- home** [həʊm] дом 1
- at home** дома
- homework** ['həʊmwɜ:k] домашняя работа 21
- do homework** делать домашнюю работу
- * **honey** ['hʌni] мед
- * **hope** [həʊp] надеяться 4
- hopscotch** ['hɒpskɒtʃ] детская игра в «классы»
- play hopscotch** играть в «классы»
- horse** [hɔ:s] лошадь
- hot** [hɒt] жаркий, горячий 79
- I'm hot.** Мне жарко.
- It's hot.** Жарко.

It's terribly hot! Страшно жарко! 73

how [haʊ] как

How are you? Как поживаешь (те)?

How many? Сколько?

How old are you? Сколько вам лет?

hundred ['hʌndrəd] сто 51

hungry [hʌŋgrɪ] голодный

* **hunt** [hʌnt] охотиться

husband ['hʌzbənd] муж 10

I i

I [aɪ] я

ice-cream ['aɪskri:m] мороженое 31

idea [aɪdɪə] идея, мысль

That's a good idea! Вот это идея!

if [ɪf] если

ill [ɪl] больной

* **illustrate** ['ɪləstreɪt] иллюстрировать

* **important** [ɪm'pɔ:t(ə)nt] важный

in [ɪn] в

* **information** [ɪnfə'meɪʃn] информация

into [ɪntə] в

indeed [ɪn'di:d] в самом деле, действительно

interesting ['ɪntrəstɪŋ] интересный 64

invite [ɪn'vaɪt] приглашать 45

* **Ireland** [aɪə'lənd] Ирландия

is [ɪz] 3-е л. ед. ч. н. вр. гл. *to be*

it [ɪt] он, она, оно (*о предметах и животных*); это

it's = it is

J j

- jacket ['dʒækɪt] куртка
- jam [dʒæm] джем, варенье
- January ['dʒænjuəri] январь
- jeans [dʒi:nz] джинсы
- * joke [dʒouk] шутка
- juice [dʒu:s] сок
- July [dʒu:'laɪ] июль 82
- jump [dʒʌmp] прыгать
- June [dʒu:n] июнь 82

K k

- * keep [ki:p] держать, хранить 29
- keep promise ['pri:mɪs] исполнить обещание
- * kind [kaɪnd] добрый; вид, род
- What kind of books ...? Какие книги ...?
- What kind of animals ...? Какие животные ...?
- * kiss [kɪs] целовать
- * kitchen ['kɪtʃən] кухня
- kitten ['kɪtn] котенок
- * knock [nɒk] стучать
- know [nou] (knew [nju:]) знать
- is known [ɪz'nou] известный 85

L l

- * ladder ['lædə] лестница
- lake [leɪk] озеро 91
- * language ['læŋgwɪdʒ] язык 91
- English language ['ɪŋɡlɪʃ'læŋgwɪdʒ] английский язык
- Russian language ['rʌʃən'læŋgwɪdʒ] русский язык
- * late [leɪt] поздний
- It's late. Поздно.
- * large [lɑ:dʒ] большой

- last [lɑ:st] последний, прошлый
- at last наконец
- leaf [li:f] (leaves [li:vz]) лист, листья 81
- leap-frog ['li:pfrɒg] чехарда
- play leap-frog играть в чехарду
- * learn [lɜ:n] учиться, учить (что-либо)
- * learn by heart ['lɜ:n baɪ'hɑ:t] учить наизусть
- left [left] левый 53
- leg [leg] нога
- * lemon ['lemən] лимон
- * let's [lets] давай(те)
- * letter ['letə] письмо
- * life [laɪf] жизнь
- * light [laɪt] 1. огонек; 2. легкий
- like [laɪk] 1. нравиться, любить; 2. подобно, как 1
- * line [laɪn] линия
- lion ['laɪən] лев 51
- * lip [lɪp] губа
- * list [lɪst] список
- * listen (to) ['lɪsn] слушать
- * listener ['lɪsnə] слушатель
- little ['lɪtl] маленький
- live- [lɪv] жить
- * logical ['lɒdʒɪkəl] логический, последовательный
- long [lɒŋ] длинный
- * London ['lʌndən] Лондон
- look [lʊk] 1. смотреть; 2. выглядеть
- look at смотреть на
- look for искать
- look after присматривать, ухаживать 49
- look beautiful ['bju:təfʊl] выглядеть великолепно
- look terrible ['terɪbl] выглядеть ужасно 38

love [lʌv] любить

I'd love to. Мне бы очень хотелось. С удовольствием.

* **lovely** [ˈlʌvli] восхитительный

* **lot** [lɒt] много, масса

* **a lot of** очень много, громадное количество, масса, уйма 38

* **luck** [lʌk] удача

lunch [lʌntʃ] второй завтрак 17

have lunch завтракать (второй раз)

for lunch на второй завтрак

M m

* **magic** [ˈmædʒɪk] волшебство, волшебный

* **magician** [mæˈdʒɪʃən] волшебник

make [meɪk] (**made** [meɪd]) делать 37

* **make a resolution** [ˌrezəˈlu:ʃn] принять решение 37, дать себе слово

* **make sure** [ʃuə] убедиться

man [mæn] (**men** [men]) 1. мужчина; 2. человек 11

* **main** [meɪn] главный, основной

many [ˈmeni] много

How many? Сколько?

* **mask** [mɑ:sk] маска

* **match** [mætʃ] соответствовать

matter [ˈmætə] дело 38

What's the matter? В чем дело?

March [mɑ:tʃ] март 81

May [meɪ] май 82

meal [mi:l] прием пищи, трапеза

* **meaning** [ˈmi:nɪŋ] значение

meat [mi:t] мясо 32

* **memory** [ˈmeməri] память

merry [ˈmeri] веселый 44

Merry Christmas! С Рождеством!

* **message** [ˈmesɪdʒ] послание

* **middle** [ˈmɪdl] середина

in the middle в середине

* **might** [maɪt] мощь, сила

with all might изо всех сил

milk [mɪlk] молоко 30

* **missing** [ˈmɪsɪŋ] недостающий, пропущенный

* **mitten** [ˈmɪtn] варежка

* **mixed up** [ˈmɪksɪdʌp] смешанный

* **model** [ˈmɒdl] модель, образец

* **Monday** [ˈmʌndɪ] понедельник

money [ˈmʌni] деньги

monkey [ˈmʌŋki] обезьяна

month [mʌθ] месяц 36

last month в прошлом месяце

next month в следующем месяце

moon [mu:n] луна 93

* **more** [mɔ:] больше

morning [ˈmɔ:niŋ] утро 18

in the morning утром

morning exercises утренняя зарядка

mother [ˈmʌðə] мама

mountain [ˈmaʊntɪn] гора 92

mouth [maʊθ] рот 52

mouse [maʊs] (**mice** [maɪs])

мышь, мыши

* **Mr. = mister** [ˈmɪstə] мистер

much [mʌʃ] много 38

Mum [mʌm] мамочка

* **mushroom** [ˈmʌʃrʊm] гриб

must [mʌst] должен 53

my [maɪ] мой

N n

name [neɪm] имя

* **national** [ˈnæʃənl] национальный

nature [ˈneɪtʃə] природа

near [nɪə] возле, близко

- * **nearest and dearest** ['niərist ənd 'diəri:st] самые близкие и дорогие
- neck** [nek] шея 50
- need** [ni:d] нужда 28
in need в нужде
- * **nephew** ['nevju:] племянник
- new** [nju:] новый 43
New Year Новый год
Happy New Year! С Новым годом!
- * **never** ['nevə] никогда
- next** [nekst] следующий 71
- * **niece** [ni:s] племянница
- nice** [naɪs] хороший, приятный, милый, славный
- night** [naɪt] ночь
Goodnight! Спокойной ночи!
- nine** [naɪn] девять
- nineteen** ['naɪn'ti:n] девятнадцать
- ninety** ['naɪnti] девяносто
- ninth** [naɪnθ] девятый 49
- no** [nəʊ] нет
- nobody** ['nəʊbədi] никто 85
- * **north** [nɔ:θ] север
- not** [nɒt] не, нет
Not at all. Не стоит благодарности.
- * **not less** ['nɒt'les] не менее
- nothing** ['nʌθɪŋ] ничто 84
- nose** [nəʊz] нос 52
- November** [nəʊ'vembə] ноябрь
- now** [naʊ] сейчас 16
- number** ['nʌmbə] число, числительное 2

О о

- o'clock** [ə'klɒk] 14
at ... o'clock в ... часов
It's ... o'clock. ... часов.
- ocean** ['əʊʃ(ə)n] океан 91
- October** [ɒk'təʊbə] октябрь 83
- of course** [əv'kɔ:s] конечно

- * **office** ['ɒfɪs] учреждение
- often** ['ɒfn] часто
- OK** ['ou'keɪ] хорошо, ладно, идет 2
- old** [əʊld] старый
- one** [wʌn] один
- only** ['əʊnli] только
- open** ['əʊpən] открывать 43
- * **opposite** ['ɒpəzɪt] противоположный
- or** [ɔ:] или
- * **orange** ['ɒrɪndʒ] апельсин
- * **order** ['ɔ:də] порядок
in order в порядке
out-of-order не в порядке
- * **other** ['ʌðə] другой
- * **out-of-doors** ['aʊt əv'dɔ:z] на свежем воздухе
- our** ['aʊə] наш
- over** ['əʊvə] за, через
over there там
- overcoat** ['əʊvəkəʊt] пальто 72
- * **own** [əʊn] собственный

Р р

- * **pair** [peə] пара
- parents** ['peərənts] родители 10
- parrot** ['pærət] попугай 59
- * **park** [pɑ:k] парк
- * **partner** ['pɑ:tnə] партнер, напарник
- party** ['pɑ:ti] вечер, вечеринка
Birthday party вечер по случаю дня рождения
New Year party новогодний вечер
- pass** [pɑ:s] передать
- * **past** [pɑ:st] прошедший
- * **pattern** ['pætən] образец
- * **peck** [pek] клевать
- * **people** ['pi:pl] люди

- * **perhaps** [pə'hæps] вероятно
- * **pet** [pet] любимое домашнее животное
- * **pick up** ['pɪkʌp] подбирать
- * **picture** ['pɪktʃə] картина, картинка, рисунок
- * **pig** [pɪg] свинья
- * **pilot** ['paɪlət] пилот, летчик
- * **pity** ['pɪtɪ] жалость; жалеть
What a pity! Как жаль!
- * **pizza** ['pɪtsə] пицца
- * **place** [pleɪs] место 1
- * **plan** [plæn] план
- * **plane** [pleɪn] самолет
- * **planet** ['plænɪt] планета
- * **plant** [plɑːnt] растение
- * **play** [pleɪ] играть
- * **please** [pliːz] пожалуйста
- * **pleasure** ['pleɪʒə] удовольствие
with great pleasure с большим удовольствием
- * **plural** ['pluːrəl] множественное число
- * **pocket** ['pɒkɪt] карман
- * **poem** ['pəʊɪm] стихотворение
- * **point** [pɔɪnt] указать (на)
- * **popular** ['pɒpjulə] популярный
- * **porridge** ['pɒrɪdʒ] каша 31
- * **possible** ['pɒsəbl̩] возможный
It's possible. Возможно.
- * **potato** [pə'teɪtəʊ] картошка 34
- * **present** ['prezənt] подарок 42
- * **pretend** [prɪ'tend] притворяться, делать вид
- * **pretty** ['prɪtɪ] хорошенький, прелестный
- * **previous** ['prɪvɪjəs] предыдущий
- * **promise** ['prɒmɪs] обещание
- * **pronounce** [prə'naʊns] произносить
- * **prove** [pruːv] доказывать

- * **proverb** ['prɒvəːb] пословица
- * **pudding** ['puːdɪŋ] пудинг
- * **pumpkin** ['pʌm(p)kɪn] тыква
- * **pupil** ['pjʊːpl̩] ученик, ученица
- * **puppy** ['pʌpi] щенок
- * **put** [put] (**put** [put]) класть, положить
- * **put off** откладывать 66
- * **put on** надевать 71
- * **puzzle** ['pʌzl̩] загадка, головоломка

Q q

- * **question** ['kwɛstʃn̩] вопрос
- * **quick** [kwɪk] быстрый 73
- * **quickly** ['kwɪkli] быстро 73
- * **quiet** ['kwaɪət] спокойный, тихий

R r

- * **rabbit** ['ræbɪt] кролик
- * **rain** [reɪn] дождь
It rains. Идет дождь.
- * **raincoat** ['reɪnkəʊt] плащ 72
- * **read** [riːd] (**read** [red]) читать 22
- * **read to yourself** [rɪːsɛlf] читай про себя
- * **ready** ['redi] готовый
- * **really** ['riːli] действительно
- * **recite** [rɪ'saɪt] декламировать
- * **red** [red] красный
- * **refer (to)** [rɪ'fɜː] отсылать (к)
- * **relative** ['relatɪv] родственник
- * **remember** [rɪ'membə] помнить
- * **resolution** [ˌrezə'ljuːʃn̩] решение
make a resolution принять решение, дать себе слово
- * **rhyming** ['raɪmɪŋ] рифмующийся
- * **ride** [raɪd] ехать верхом
- * **riddle** ['rɪdl̩] загадка

right [raɪt] правый 53; правильный 64
 river ['rɪvə] река 91
 * roast [roust] жареный
 * role play ['roul'pleɪ] разыгрывать по ролям
 * Rome [roum] Рим
 * room [rum] комната
 run [rʌn] (ran [ræn]) бегать
 run a race [reɪs] соревноваться в беге
 Russian ['rʌʃn] русский

S s

* (the) same [seɪm] тот же самый
 * salad ['sæləd] салат
 salt [sɔ:lt] соль
 * sailor ['seɪlə] моряк
 Saturday ['sætədi] суббота
 * say [seɪ] говорить, сказать
 school [sku:l] школа
 at school в школе
 go to school ходить в школу
 sea [si:] море 91
 season ['si:z(ə)n] сезон, время года 79
 * secret ['si:krit] секрет, секретный
 second ['sekənd] второй 49
 see [si:] (saw [sɔ:]) видеть
 * seed [si:d] зернышко
 send [send] (sent [sent]) посылать 42
 * sentence ['sentəns] предложение
 September [sep'tembə] сентябрь 83
 seven ['sevn] семь
 seventeen ['sevn'ti:n] семнадцать
 seventh ['sevənθ] седьмой 49
 seventy ['sevnti] семьдесят
 * shake [ʃeɪk] трясти
 she [ʃi:] она

* sharp [ʃɑ:p] острый
 sheep [ʃi:p] овца, овцы 58
 * shine [ʃaɪn] светить
 shirt [ʃə:t] рубашка 67
 shoe [ʃu:] туфля 65
 shoulder ['ʃouldə] плечо 57
 shop [ʃɒp] магазин 43
 * shop-assistant [ə'sɪst(ə)nt] продавец
 go shopping ходить за покупками
 short [ʃɔ:t] короткий 50
 shorts [ʃɔ:ts] шорты 67
 * show [ʃəʊ] показывать
 * sight [saɪt] зрелище, вид
 * silly ['sɪli] глупый
 * sign [saɪn] подписывать
 * sing [sɪŋ] (sang [sæŋ]) петь
 sister ['sɪstə] сестра
 * sit [sɪt] (sat [sæt]) сидеть
 six [sɪks] шесть
 sixteen ['sɪks'ti:n] шестнадцать
 sixth [sɪksθ] шестой
 sixty ['sɪksɪ] шестьдесят
 size [saɪz] размер 65
 the right size нужный размер 65
 What size (shoes) do you wear?
 Какого размера туфли вы носите?
 skate [skeɪt] кататься на коньках
 ski [ski:] кататься на лыжах
 skip [skɪp] скакать через веревочку
 skirt [skɜ:t] юбка 67
 * sky [skaɪ] небо 84
 sledge [sledʒ] кататься на санках
 * sleep [sli:p] (slept [slept]) спать 59
 slow [sləʊ] медленный 73
 slowly ['sləʊli] медленно
 * small [smɔ:l] маленький
 * smell [smel] пахнуть, запах
 * smile [smaɪl] улыбаться
 * snake [sneɪk] змея

- snow [snəʊ] снег
It snows. Идет снег.
 snowball ['snəʊbɔ:l] снежок
play snowballs играть в снежки
- * solve [sɒlv] решать
 some [sʌm] несколько, немного 82
some of us некоторые из нас
 somebody ['sʌmbədi] кто-то 85
 something ['sʌmθɪŋ] что-то 84
 sometimes ['sʌmtaɪmz] иногда 45
 son [sʌn] сын
- * song [sɒŋ] песня
 soon [su:n] скоро 4
 sorry ['sɔ:ri] огорченный
I'm sorry. Сожалею.
I'm sorry to hear that. Мне жаль слышать это. 81
 soup [su:p] суп 32
 south [sauθ] юг
- * sound [saʊnd] звук
 spaghetti [spæʒeti] спагетти, макароны
 speak [spi:k] (**spoke** [spouk]) говорить
 * speech [spi:tʃ] речь
 sport [spɔ:t] спорт, спортивный
 sport game [geɪm] спортивная игра
 sports ground [graʊnd] спортивная площадка
 spring [sprɪŋ] весна 79
 stadium ['steɪdɪəm] стадион
 stand [stænd] (**stood** [stud]) стоять
 star [stɑ:] звезда 93
- * start [stɑ:t] старт; начало; начинать
 * statement ['steɪtmənt] утверждение, заявление
 * stay [steɪ] оставаться
 * stick [stɪk] палка, прутик
- still [stɪl] все еще
 stocking ['stɒkɪŋ] чулок
- * stomach ['stʌmək] желудок
 stomach-ache ['stʌmək'eɪk] боль в животе
- * story ['stɔ:ri] рассказ
 street [stri:t] улица
- * strike [straɪk] пробить
 * suddenly ['sʌdnli] вдруг
 suit [sju:t] подходить, быть к лицу 73
It suits you well. Тебе это очень идет (тебе к лицу).
- * sum up ['sʌm 'ʌp] суммировать, резюмировать
 * summary ['sʌməri] краткое изложение
 summer ['sʌmə] лето 79
- * sun [sʌn] солнце
 * Sunday ['sʌndɪ] воскресенье
 supper ['sʌpə] ужин 22
for supper на ужин
have supper ужинать
- * surprise [sə'praɪz] сюрприз
 sweater ['swetə] свитер 66
 sweet [swi:t] конфета; сладкий 29
 * **have a sweet tooth** быть сластеной
- swim [swɪm] (**swam** [swæm]) плавать
 swimming pool ['swɪmɪŋ pu:l] бассейн

T t

- table¹ ['teɪbl] стол
table tennis настольный теннис
play table tennis играть в теннис
- * table² ['teɪbl] таблица
 tag [tæg] игра в салочки
play tag играть в салочки

take [teɪk] (**took** [tʊk]) брать,
взять
take a shower ['ʃaʊə] принимать
душ 15
* **take care (of)** [keə] забо-
титься о
take off снимать
tail [teɪl] хвост 50
tale [teɪl] сказка 50
* **talk** [tɔ:k] беседа; беседовать
tasty ['teɪstɪ] вкусный 34
tea [ti:] чай 30
teach [ti:tʃ] (**taught** [tɔ:t]) учить,
обучать 49
* **teach a lesson** ['ti:tʃ ə'lesn] про-
учить
teacher ['ti:tʃə] учитель
teeth [ti:θ] см. **tooth**
ten [ten] десять
tennis ['tenɪs] теннис
play tennis играть в теннис
tenth [tenθ] десятый 49
* **test yourself** ['test jɔ:'self] проверь
себя
thanks [θæŋks] спасибо
thank you спасибо
that [ðæt] тот, та, то
that's why ['ðæts'waɪ] вот почему
* **theatre** ['θiətə] театр
their [ðeə] их
them [ðem] их (кого? кому?)
then [ðen] затем, потом 15
these [ði:z] эти
they [ðeɪ] они
thing [θɪŋ] вещь, предмет
* **Poor thing!** ['puə'θɪŋ] Бедняжка!
think [θɪŋk] (**thought** [θɔ:t]) ду-
мать 5
third [θə:d] третий
thirsty ['θɜ:stɪ] испытывающий
жажду 35

I'm thirsty. Я хочу пить.
thirteen [ˌθɜ:tin] тринадцать 50
thirty ['θɜ:ti] тридцать 51
this [ðɪs] этот, эта, это
those [ðəʊz] те
three [θri:] три
tiger ['taɪgə] тигр
tights [taɪts] колготки, трико
till [tɪl] до
time [taɪm] время
Can you tell me the time, please?
Скажите, пожалуйста, который
час?
It's time to ... Пора ...
What's the time? Какой час?
* **title** ['taɪtl] заглавие, название
* **toast** [təʊst] поджаренный ломтик
хлеба
today [tə'deɪ] сегодня
toe [tu:] палец на ноге 57
* **together** [tə'geðə] вместе
tomorrow [tə'mɒrəʊ] завтра 71
too [tu:] тоже, также
tooth [tu:θ] (**teeth** [ti:θ]) зуб
(зубы)
have a sweet tooth быть сласте-
ной
* **toothache** ['tu:θ'eɪk] зубная
боль
* **topic** ['tɒpɪk] тема
tortoise ['tɔ:tɔ:s] черепаха 59
* **town** [taʊn] город
in town в городе
toy [tɔɪ] игрушка
* **tradition** [trə'dɪʃn] традиция
* **train** [treɪn] тренировать(ся)
* **treat** [tri:t] угощение, угощать
tree [tri:] дерево 38
* **trick** [trɪk] трюк, фокус, шутка,
шалость
trousers ['traʊzəz] брюки 66

- * **try** [traɪ] пытаться, стараться
try again [ə'dʒeɪn] попробуй опять
try on примерять 65
- * **true** [truː] верный, правильный, правдивый
- * **turkey** ['tɜːki] индейка
- * **turn** [tɜːn] превращать(ся)
twelfth [twelfθ] двенадцатый 42
twelve [twelv] двенадцать 20
twenty ['twenti] двадцать 51
- * **twin** [twɪn] одинаковый, составляющий пару
- two** [tuː] два

U u

- * **umbrella** [ʌm'brɛlə] зонт
- uncle** ['ʌŋkl] дядя
- under** ['ʌndə] под
- * **underlined** [ˌʌndə'laɪnd] подчеркнутый
- * **understand** [ˌʌndə'stænd] (**understood** [ˌʌndə'stʊd]) понимать
- * **use** [juːz] употреблять, использовать
- usually** ['juːʒuəli] обычно 14

V v

- vegetable** ['vedʒ(ɪ)təbl] овощ 35
- * **verb** [vɜːb] глагол
- very** ['veri] очень
- * **violet** ['vaɪələɪt] фиалка
- visit** ['vɪzɪt] навещать 44
- volleyball** ['vɒlɪbɔːl] волейбол
play volleyball играть в волейбол

W w

- want** [wɒnt] хотеть
- warm** [wɜːm] теплый 67; подогреть 53
- It's warm.** Тепло.

- was** [wɒz, wəz] пр. вр. ед. ч. гл. to be
- wash** [wɒʃ] мыть(ся) 18
wash up ['wɒʃ'ʌp] мыть посуду
- * **watch** [wɒtʃ] наблюдать
watch TV смотреть телевизор
- * **water** ['wɔːtə] вода
- * **way** [weɪ] путь, способ; обычай, привычка
on the way (to) по дороге в
the way she does it как она это делает
- we** [wiː] мы
- wear** [weə] (**wore** [wɔː]) быть одетым, носить одежду 64
- weather** ['weðə] погода 79
How's the weather? Какая погода?
- week** [wiːk] неделя 36
last week на прошлой неделе
next week на будущей неделе
- weekend** [ˌwiːk'end] конец недели 74
- well**¹ [wel] хорошо
very well очень хорошо
- * **well**² [wel] колодец
- were** [wɜː, wə] пр. вр. мн. ч. гл. to be
- * **west** [west] запад I
- what** [wɒt] что
- * **whatever** [wɒt'evə] все, что
что бы ни
- where** [weə] где, куда
- * **wherever** [weə'revə] где бы ни, куда бы ни
- which** [wɪtʃ] который
- white** [waɪt] белый
- who** [huː] кто
- wife** [waɪf] (**wives** [waɪvz]) жена (жены) 10
- wild** [waɪld] дикий 58

- * **window** [ˈwɪndəʊ] окно
- * **window-sill** [ˈwɪndəʊsɪl] подоконник
- * **winner** [ˈwɪnə] победитель
- winter** [ˈwɪntə] зима 79
- * **wish** [wɪʃ] желание; желать
- with** [wɪð] с
 - with us** с нами
- without** [wɪˈðaʊt] без
- wolf** [wʊlf] (**wolves** [wʊlvz]) волк (волки) 51
- woman** [ˈwʊmən] (**women** [ˈwɪmɪn]) женщина (женщины) 11
- wonder** [ˈwʌndə] удивляться, интересоваться; чудо
 - I wonder.** Хотелось бы знать. Интересно.
- * **wood** [wʊd] лес
- * **word** [wɜːd] слово
- * **work** [wɜːk] работать
- worker** [ˈwɜːkə] рабочий
- * **world** [wɜːld] мир, вселенная
- write** [raɪt] (**wrote** [rəʊt]) писать 45
 - * **in written form** [ɪn ˈrɪtɪn ˈfɔːm] в письменной форме

- * **wrong** [rɒŋ] неправильный, неверный, ошибочный
 - You are wrong.** Вы неправы. Вы ошибаетесь.
 - What's wrong with it?** Что же тут такого?

Y y

- year** [jɜː] год 36
 - last year** в прошлом году 36
 - next year** на следующий год 36
- yellow** [ˈjeləʊ] желтый
- yes** [jes] да
- yesterday** [ˈjestədi] вчера 28
- * **yet** [jet] все еще, однако
- you** [juː] ты, вы
- your** [jɔː] твой, ваш

Z z

- * **zoo** [zuː] зоопарк
- * **zookeeper** [ˈzuːki:pə] смотритель зоопарка

Contents

Обращение к учащимся	3
<i>ROUND-UP LESSONS</i>	4
<i>BASIC COURSE</i>	30
(Уроки 9—11)	31
(Уроки 14—23)	43
(Уроки 28—38)	87
(Уроки 42—45)	136
(Уроки 49—59)	157
(Уроки 64—74)	209
(Уроки 79—80)	260
(Уроки 81—86)	269
(Уроки 91—93)	300
Грамматический справочник	316
Проверь себя!	327
Ноты к песням	330
Англо-русский словарь	336

Учебное издание

Верещагина Ирина Николаевна
Притыкина Тамара Александровна

АНГЛИЙСКИЙ ЯЗЫК

Учебник для III класса
школ с углубленным изучением
английского языка,
лицеев и гимназий
2-й год обучения

Центр германских языков
Руководитель Центра *Н. А. Артемова*.
Зам. руководителя *Н. В. Уварова*.

Редактор *Н. И. Максименко*.

Художники *Т. В. Абалакина, Т. А. Бучаченко, О. С. Василькова*.

Художник переплета *Б. С. Вехтер*.

Художественный редактор *Е. Л. Афанасьева*.

Технический редактор *Н. Т. Рудникова*.

Корректоры *Л. П. Батакова, О. В. Мокрович*.

Налоговая льгота — Общероссийский классификатор продукции ОК 005 93—953000. Изд. л. Серия ИД № 05824 от 12.09.01. Подписано в печать с диапозитивов 20.02.04. Формат 70×90¹/₁₆. Бум. офсетная. Гарнитура Литературная. Печать офсетная. Усл. печ. л. 25,74+0,37 форзац. Усл. кр.-отт. 105,1. Уч.-изд. л. 16,55+0,34 форзац. Тираж 53 060 экз. Заказ № 8432 (в-п-г).

Федеральное государственное унитарное предприятие ордена Трудового Красного Знамени Издательство «Просвещение» Министерства Российской Федерации по делам печати, телерадиовещания и средств массовых коммуникаций. 127521, Москва, 3-й проезд Марьиной рощи, 41.

Федеральное государственное унитарное предприятие Смоленский полиграфический комбинат Министерства Российской Федерации по делам печати, телерадиовещания и средств массовых коммуникаций. 214020, Смоленск, ул. Смольянинова, 1.



**Список пословиц
и поговорок
и их русских
эквивалентов**

1. **There is no place like home.** (*Lesson 1*)
В гостях хорошо, а дома лучше.
2. **East or West home is best.** (*Lesson 1*)
*Дома и стены помогают.
На чужой сторонушке рад своей воронушке.*
3. **A friend in need is a friend indeed.** (*Lesson 28*)
*Друг в беде — истинный друг.
Друзья познаются в беде.*
4. **An apple a day keeps the doctor away.** (*Lesson 29*)
Кушай по яблоку в день, и доктор не понадобится.
5. **The right thing in the right place.** (*Lesson 64*)
Всему свое место.
6. **That's another pair of shoes.** (*Lesson 65*)
Это совсем другое дело.
7. **Never put off till tomorrow what you can do today.** (*Lesson 66*)
*Никогда не откладывай на завтра то, что можешь сделать сегодня.
Завтра, завтра — не сегодня, так ленивцы говорят.*
8. **Tastes differ.** (*Lesson 73*)
О вкусах не спорят.
9. **If you cannot have the best, make the best of what you have.** (*Lesson 74*)
Если не можешь заиметь лучшего, используй наилучшим образом то, что имеешь.
10. **Every thing is good in its season.** (*Lesson 80*)
*Все хорошо в свое время.
Всякому овощу свое время.*
11. **A tree is known by its fruit.** (*Lesson 85*)
*Дерево познается по плодам.
От яблони — яблоки, от ели — шишки.*

Учебно-методический комплект для III класса школ с углубленным изучением английского языка авторов *И.Н. Верещагиной* и *Т.А. Притыкиной* состоит из:

- учебника
- книги для учителя
- книги для чтения
- рабочей тетради
- звукового пособия

ISBN 5-09-013267-4



9 785090 132671



ПРОСВЕЩЕНИЕ
ИЗДАТЕЛЬСТВО